

# CATALOGUE

2025

Plastic piping systems  
for cable management and protection





We design  
and produce  
the safest plastic  
piping systems  
since 1979



Our headquarters and main plant, Heraklion, Greece



“Within the last decade we have substantially evolved our expertise in the plastics technology, introducing 13 different series of innovative products”



Dear partners,

For one more year, we need to thank you for your trust towards KOUVIDIS and we pledge ourselves to continue serving your daily needs with the same passion.

Constant request to innovation constitutes an essential pillar for our development. Within the last decade we have substantially evolved our expertise in the plastics technology, introducing 13 different series of innovative products which were produced with the aim to provide safety to the installer, upgrade the installation and reduce the environmental footprint. Having secured 24 patents and having invested, since 2012, more than 10 million euros in advanced mechanical equipment and building facilities, we pursue towards this direction and we keep seeking smart solutions for the cable protection management, sewage, and drainage.

With 46 years of successful presence, we can claim that we are one of the top manufacturers of plastic piping systems in Europe. The trust that we have cultivated with our customers through all these years are the main source of inspiration for the development of new products and innovative solutions that secure high quality and safety to the installer.

We are delighted to have fulfilled a multiannual investment plan for the construction of our new Smart Factory adopting the values of the 4<sup>th</sup> industrial revolution. Thus, we now look into the future with confidence and we commit to keep creating value for our staff, our customers, and our partners, whilst to contribute to the development of our society.

Konstantinos Kouvidis  
CEO





[45  
YEARS

## continuous development

- 2 Production plants in Greece and Cyprus
- 4 Subsidiaries Companies in Greece, Cyprus, Germany & Portugal
- 20 Fully automated production lines
- 5 Distribution centers (Heraklion, Athens, Thessaloniki, Nicosia, Leiria)

## 4<sup>th</sup> industrial revolution

- 360° Live inspection AI cameras
- 2.100 Control points through advanced BMS app
- 100% Remote control of heating, cooling, ventilation, lighting and shading

## innovation

- 12 Applied plastic technologies
- 24 Patent degrees

## sustainability

- 50% Consumed energy comes from RES
- 70% Reduced waste packaging material
- 25% Energy savings with geothermal and advanced heat pumps

## quality

- 2006 Since then we implement ISO 9001, ISO 14001, ISO 45001
- 20 Tests are carried out in KOUVIDIS brand new Lab

## our power

- 160 People, almost double since 2017



# Milestones

last 5 years



## New packaging

Our new packaging is a revolution for our business since we can pack **more meters** of conduits, we can achieve up to 45% **less volume** of our products saving precious space for storage and transportation. Most importantly though, we can reduce up to 70% our annual waste coming from our packaging and thus **improving even more our environmental footprint**.

## New smart factory

2024 was a significant year for the history of our company, celebrating **45 years of successful presence** in Greece and Europe. At the same time, we have completed a multi-year investment plan with the construction of our **new smart factory** and the installation of state-of-the-art production lines, which allows us to look to the future with greater optimism.

## KOUVIDIS enters to the supply chain management industry

With just over 45 years of successful presence in the plastic conduits industry, KOUVIDIS enters to the supply chain management industry, establishing in 2020 its new 100% subsidiary, **KLS KOUVIDIS Logistics**.



## New technologies

Adopting the technology of multilayer conduits, we have developed, since 2012, thirteen new families of products to provide even more safety and flexibility to the installer's work. The manufacturing of **double structured wall conduits** in small diameters, the development of a **new anti-electromagnetic technology** and the use of **color marking** for the identification of networks, are some of our latest innovations, that you will find in the next pages.

Being in the plastic industry for almost half-century, we will keep seeking for new technologies that will improve even more our customer's daily work.





OUR TRANSPORTATION  
COMPANY  
est. 2020

- Safe transportations with respect to human and environment
- Daily itineraries to and from the destinations of Crete to Athens
- 58 privately owned low emission vehicles  
**32 semi trailers**  
**12 long distance trucks**  
**14 distribution trucks**






# Recent projects

## 2019 – 2023

14 Fraport Airports, Greece  
PWC Headquarters, Greece  
University of Cyprus, Cyprus  
Piraeus Tower, Greece  
Deloitte Offices, Greece  
One & Only Resort, Greece  
Athens, Underground Railway extension  
Thessaloniki, Underground Railway  
Leroy Merlin, Portugal

Solar Power Plants, Karaman & Nigde, Turkey  
Costa Navarino, Greece  
Marina of Ayia Napa, Cyprus  
ELPEN new production facility, Greece  
Athens, Tramway network extension  
Six Student Residence, Cyprus  
Robinson Club Hotel, Greece  
Afi Park Mall, Brasov  
One Mircea Eliade, Bucharest





LEGEND

Nominal outer diameter (mm)

Nominal inner diameter (mm)

Packing (m/coil)

Packing (m/bundle)

Packing (pieces/box)

Bars (m)

Bar weight (kg)

Bundles of rigid conduits (m)

Bigger Packing for fittings (pieces)

Coil weight (Kg)

Bundle weight (kg)

Coils of pliable conduits on pallet (m)

Double wall conduits loaded on a truck (m)

Dimensions (mm)

APPLICATION FIELDS

Exposed

Concealed floor / ceiling

Outdoor

Concealed (dry wall)

Underfloor in screed

Buried underground

Concealed (underplaster)

Concrete

Wood

**Best choice** acc. to the Manufacturer and the application needs

**Recommended** acc. to the Manufacturer and the application needs

**Not Recommended** acc. to the Manufacturer and the application needs

TABLE OF CONTENTS

**HEAVY TYPE (1250Nt)**

CONDUR rigid conduit\_\_\_\_\_20

CONFLEX pliable conduit\_\_\_\_\_21

CONDUR HF rigid conduit \_\_\_\_\_22

CONFLEX HF pliable conduit\_\_\_\_\_23

Fittings \_\_\_\_\_24

**MEDIUM TYPE (750Nt)**

DUROSOL PLUS rigid conduit\_\_\_\_\_32

DUROFLEX PLUS pliable conduit \_\_\_\_\_33

Fittings \_\_\_\_\_34

MEDISOL PLUS rigid conduit \_\_\_\_\_38

MEDIFLEX PLUS pliable conduit \_\_\_\_\_39

MEDISOL HF rigid conduit \_\_\_\_\_40

MEDIFLEX HF pliable conduit \_\_\_\_\_41

Fittings \_\_\_\_\_42

MEDISOL AM rigid conduit\_\_\_\_\_43

MEDIFLEX AM pliable conduit\_\_\_\_\_44

Fittings \_\_\_\_\_45

MEDISOL rigid conduit \_\_\_\_\_50

MEDIFLEX pliable conduit \_\_\_\_\_51

**LIGHT TYPE (320Nt)**

SILCOR PLUS rigid conduit \_\_\_\_\_54

SIFLEX PLUS pliable conduit \_\_\_\_\_55

Fittings\_\_\_\_\_56

SUPERSOL PLUS rigid conduit \_\_\_\_\_58

SUPERFLEX PLUS pliable conduit \_\_\_\_\_59

Fittings\_\_\_\_\_60

SILCOR rigid conduit \_\_\_\_\_62

SIFLEX pliable conduit \_\_\_\_\_63

**BURIED UNDERGROUND NETWORKS**

GEONFLEX pliable conduit\_\_\_\_\_66

GEONFLEX bar \_\_\_\_\_67

GEOSUB pliable conduit\_\_\_\_\_68

GEOSUB bar \_\_\_\_\_69

Fittings \_\_\_\_\_70

**BOXES FOR CONCEALED TYPE INSTALLATIONS**

JUNCTION BOXES \_\_\_\_\_74

SWITCH BOXES\_\_\_\_\_77

**ACCESSORIES**

PROFESSIONAL CUTTING TOOLS \_\_\_\_80























KOUVIDIS ADHESIVES & LUBRICANTS\_81

**TECHNICAL INFORMATION\_\_\_\_\_82**



PLASTIC  
CONDUIT  
SYSTEMS

CABLE  
PROTECTION

PLASTIC CONDUIT SYSTEMS	Heavy type				Medium type										Light type				Underground network			
	CONDUR®	CONFLEX®	CONDUR® HF	CONFLEX® HF	DUROSOL® PLUS	DUROFLEX® PLUS	MEDISOL® PLUS	MEDIFLEX® PLUS	MEDISOL® HF	MEDIFLEX® HF	MEDISOL® AM	MEDIFLEX® AM	MEDISOL®	MEDIFLEX®	SILCOR® PLUS*	SIFLEX® PLUS*	SILCOR®	SIFLEX®	GEONFLEX®	GEONFLEX® bar	GEOSUB®	GEOSUB® bar
CLASSIFICATION	44411	44412	44441	44442	33431	33332	33431	33332	34441	33442	33411	33412	33411	33412	23431	23332	23411	22412	N750	N750	N450	N450
																						
Halogen free	–	–	✓	✓	✓	✓	✓	✓	✓	✓	–	–	–	–	✓	✓	–	–	✓	✓	✓	✓
Low smoke	–	–	–	–	–	✓	–	✓	–	–	–	–	–	–	✓	✓	–	–	–	–	–	–
Low acidity	–	–	✓	✓	✓	✓	✓	✓	✓	✓	–	–	–	–	✓	✓	–	–	–	–	–	–
Antimicrobial	–	–	–	–	–	–	–	–	–	–	✓	✓	–	–	–	–	–	–	–	–	–	–
Anti - electromagnetic	–	–	–	–	–	–	✓	✓	–	–	–	–	–	–	✓	✓	–	–	–	–	–	–
Low friction	–	–	–	–	✓	✓	✓	✓	–	–	–	–	–	–	✓	✓	–	–	✓	✓	–	–
UV Stability	✓	✓	✓	✓	✓	✓	✓	✓	✓	✓	✓	✓	✓	✓	–	–	–	–	✓	✓	✓	✓
Anti-Rodent	✓	✓	✓	✓	✓	✓	✓	✓	–	–	✓	✓	–	–	–	–	–	–	✓	✓	–	–
Color marking	–	–	–	–	✓	✓	–	–	–	–	–	–	–	–	–	–	–	–	✓	✓	✓	✓
Material	U-PVC	U-PVC	PC Blend	PC Blend	PO Blend	PO Blend	PO Blend	PO Blend	PC Blend	PC Blend	U-PVC	U-PVC	U-PVC	U-PVC	PO Blend	PO Blend	U-PVC	U-PVC	HDPE	HDPE	HDPE	HDPE
Compression strength	>1250Nt	>1250Nt	>1250Nt	>1250Nt	>750Nt	>750Nt	>750Nt	>750Nt	>750Nt	>750Nt	>750Nt	>750Nt	>750Nt	>750Nt	>320Nt	>320Nt	>320Nt	>320Nt	Type 750	Type 750	Type 450	Type 450
Impact strength	6J	6J	6J	6J	2J	2J	2J	2J	6J	2J	2J	2J	2J	2J	2J	2J	2J	1J	Normal	Normal	Normal	Normal
Minimum temperature (°C)	-25	-25	-25	-25	-25	-15	-25	-15	-25	-25	-25	-25	-25	-25	-25	-15	-25	-25	-5	-5	-5	-5
Max temperature (°C)	60	60	120	120	105	105	105	105	120	120	60	60	60	60	105	105	60	60	90	90	90	90
Resistance to flame propagation	Non flame propagating				Non flame propagating										Non flame propagating				Flame propagating			
Ingress Protection	min IP65	min IP65	min IP65	min IP65	min IP65	min IP65	min IP65	min IP65	min IP65	min IP65	min IP65	min IP65	min IP65	min IP65	min IP65	min IP65	min IP65	min IP65	IP44/IP68*	IP44/IP68*	IP40/IP68*	IP40/IP68*
Resistance to bending	Rigid	Pliable	Rigid	Pliable	Rigid	Pliable	Rigid	Pliable	Rigid	Pliable	Rigid	Pliable	Rigid	Pliable	Rigid	Pliable	Rigid	Pliable	Pliable	Rigid	Pliable	Rigid
Diameters	Ø16-Ø63	Ø16-Ø63	Ø16-Ø40	Ø16-Ø40	Ø16-Ø32	Ø16-Ø32	Ø16-Ø32	Ø16-Ø32	Ø16-Ø40	Ø16-Ø40	Ø16-Ø63	Ø16-Ø63	Ø16-Ø63	Ø16-Ø63	Ø16-Ø32	Ø16-Ø32	Ø16-Ø32	Ø16-Ø40	Ø32-Ø200	Ø75-Ø250	Ø32-Ø200	Ø75-Ø250
Certifications	CE-VDE	CE-VDE	CE-VDE	CE-VDE	CE-VDE	CE-VDE	CE-VDE	CE-VDE	CE	CE	CE	CE	CE-VDE	CE-VDE	CE-VDE	CE-VDE	CE-VDE	CE-VDE	CE-VDE	CE-VDE	CE-VDE	CE-VDE
Exposed	◦	◦	•	•	•	•	•	•	◦	◦	◦	◦	◦	◦	◦	◦	◦	◦	–	–	–	–
Concealed (dry walls)	◦	◦	◦	◦	◦	◦	◦	◦	◦	◦	◦	◦	◦	◦	•	•	◦	◦	–	–	–	–
Concealed (underplaster)	◦	◦	–	–	◦	◦	◦	◦	–	–	◦	◦	◦	◦	•	•	◦	◦	–	–	–	–
Concealed (floor,ceilings)	◦	◦	◦	◦	◦	◦	◦	◦	◦	◦	◦	◦	◦	◦	•	•	◦	◦	–	–	–	–
Underfloor in screed	◦	◦	–	–	•	•	•	•	–	–	◦	◦	•	•	–	–	–	–	•	•	◦	◦
Concrete	•	•	–	–	•	•	•	•	–	–	◦	◦	•	•	–	–	–	–	•	•	–	–
Outdoor	•	•	◦	◦	•	•	◦	◦	◦	◦	◦	◦	◦	◦	–	–	–	–	–	–	–	–
Buried underground	◦	◦	◦	◦	◦	◦	◦	◦	◦	◦	◦	◦	◦	◦	–	–	–	–	•	•	•	•
Wood	•	•	◦	◦	•	•	◦	◦	◦	◦	◦	◦	◦	◦	◦	◦	◦	◦	–	–	–	–
Page	20	21	22	23	32	33	38	39	40	41	44	45	50	51	54	55	62	63	66	67	68	69

\*IP68 when the pipe is bonded to its coupler with the use of KOUVIDIS sealant



\* The above mentioned light type conduit system is also available in yellow color RAL 1023 with longitudinal lines in red and green color to distinguish power and telecommunication cables respectively with the brand name SUPERSOL PLUS - SUPERFLEX PLUS.  
See page 58 - 59

The above Installation fields are only recommendations due to the technical specifications of KOUVIDIS products.  
National or local restrictions and prohibitions must always be considered.

◦ Recommended — Not recommended • Best choice acc. to the manufacturer



1

# Plastic conduit systems Heavy type 1250Nt





Heavy type Plastic conduit systems (1250Nt)

4 4 4 1 1



RAL 7035



Application Standard  
EN 61386.21

Assembled with  
CONDUR Bend (pg. 24)  
CONDUR Coupler (pg. 29)  
CONDUR Adaptor (pg. 28)  
CONDUR Clip (pg. 28)  
CONDUR Junction boxes (pg. 26)

Patents protected  
1009810, EP2698792, 1010513



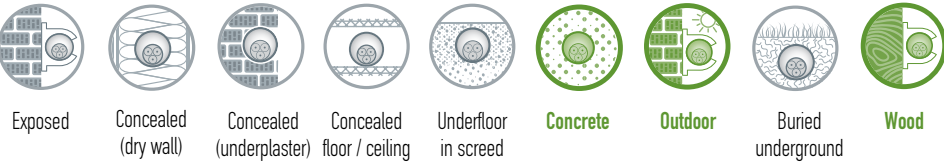
CONDUR® ISR Rigid conduit






Properties		Class
Resistance to compression	1250Nt/5cm	4
Resistance to impact	6J (at -25°C)	4
Lower temperature range	-25°C	4
Upper temperature range	+60°C	1
Resistance to bending	Rigid	1
Electrical characteristics	With electrical insulated characteristics	2
IP ingress protection	min IP65	6 5
Resistance against corrosion	Not applicable	0
Tensile strength	None declared	0
Resistance to flame propagating	Non flame propagating	1
Suspended load capacity	None declared	0
Fire effects	None declared	0
Environmental impact	None declared	0

Additional properties

Raw material	Heavy metals free (RoHS), specially stabilized thermoplastic U-PVC
Ageing resistance	UV stabilized
Rodent repellent	Not attractive to rodents
Antistatic Technology	Protection against static electricity
Antiscratch Technology	Protection against scratching from cable routing
Marking	Engraved with laser printing

Application fields




Type	Part number	 D out mm	 min din mm	 m	 kg	 m
Ø16	1021016	16.0	12.1	30	3,50	8100
Ø20	1021020	20.0	16.0	30	4,70	5400
Ø25	1021025	25.0	20.9	15	3,25	3360
Ø32	1021032	32.0	27.4	15	4,40	2145
Ø40	1021040	40.0	35.1	9	3,60	1350
Ø50	1021050	50.0	44.7	9	4,90	702
Ø63	1021063	63.0	57.2	9	6,85	486



4 4 4 1 2



RAL 7035



Application Standard  
EN 61386.22

Assembled with  
CONDUR Bend (pg. 24)  
CONDUR Coupler (pg. 29)  
CONDUR Adaptor (pg. 28)  
CONDUR Clip (pg. 28)  
CONDUR Junction boxes (pg. 26)

Patents protected  
1009810, EP2698792, 1010513



Heavy type Plastic conduit systems (1250Nt)

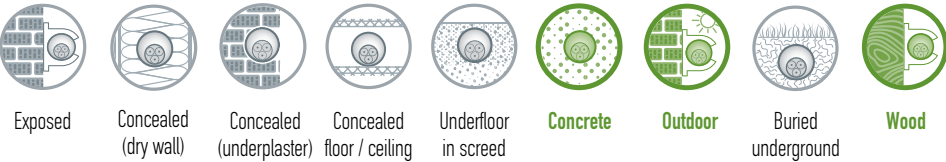
CONFLEX® ISR Pliable corrugated conduit






Properties		Class
Resistance to compression	1250Nt/5cm	4
Resistance to impact	6J (at -25°C)	4
Lower temperature range	-25°C	4
Upper temperature range	+60°C	1
Resistance to bending	Pliable	2
Electrical characteristics	With electrical insulated characteristics	2
IP ingress protection	min IP65	6 5
Resistance against corrosion	Not applicable	0
Tensile strength	None declared	0
Resistance to flame propagating	Non flame propagating	1
Suspended load capacity	None declared	0
Fire effects	None declared	0
Environmental impact	None declared	0

Additional properties

Raw material	Heavy metals free (RoHS), specially stabilized thermoplastic U-PVC
Ageing resistance	UV stabilized
Rodent repellent	Not attractive to rodents
Antistatic Technology	Protection against static electricity
Antiscratch Technology	Protection against scratching from cable routing
Marking	Marked using embossed printing

Application fields



Type	Part number	 D out mm	 min din mm	 m	 kg	 m
Ø16	2041016	16.0	10.1	50	4,75	5200
Ø20	2041020	20.0	13.5	50	5,80	4200
Ø25	2041025	25.0	17.8	25	4,15	2100
Ø32	2041032	32.0	23.6	25	5,40	1400
Ø40	2041040	40.0	30.7	20	6,00	880
Ø50	2041050	50.0	39.0	20	7,35	400
Ø63	2041063	63.0	51.7	20	10,20	360





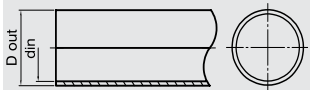
Heavy type Plastic conduit systems (1250Nt)

4 4 4 4 1

CONDUR® HF IAS Rigid conduit



RAL 7035



Application Standards

EN 61386.21, EN 50642,  
EN 60754-2

Assembled with

CONDUR HF Bend (pg. 25)  
CONDUR Coupler (pg. 29)  
CONDUR Adaptor (pg. 28)  
CONDUR Clip (pg. 28)  
CONDUR Junction boxes (pg. 26)

Patents protected

1009810, EP2698792



CONDUR HF conduit is being tested by KOUVIDIS  
quality control lab for its impact resistance (6J)  
at -45°C

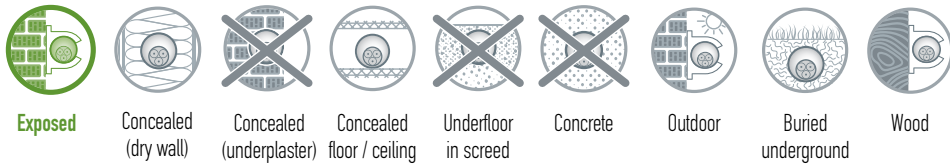


Properties		Class
Resistance to compression	1250Nt/5cm	4
Resistance to impact	6J (at -25°C)	4
Lower temperature range	-25°C	4
Upper temperature range	+120°C	4
Resistance to bending	Rigid	1
Electrical characteristics	With electrical insulated characteristics	2
IP ingress protection	min IP65	6 5
Resistance against corrosion	Not applicable	0
Tensile strength	None declared	0
Resistance to flame propagating	Non flame propagating	1
Suspended load capacity	None declared	0
Fire effects	None declared	0
Environmental impact	Halogen Free	1

Additional properties

Raw material	Halogen free, heavy metals free (RoHS) and specially stabilized thermoplastic PC blend
Ageing resistance	UV stabilized
Halogen free	No toxic gases in case of fire
Low acidity	No corrosive gases in case of fire
Rodent repellent	Not attractive to rodents
Antistatic Technology	Protection against static electricity
Marking	Engraved with laser printing

Application fields



Type	Part number					
Ø16	1004016	16.0	12.5	30	2,60	8100
Ø20	1004020	20.0	16.2	30	3,60	5400
Ø25	1004025	25.0	20.8	15	2,52	3360
Ø32	1004032	32.0	27.5	15	3,60	2145
Ø40	1004040	40.0	34.8	9	3,00	1350

Heavy type Plastic conduit systems (1250Nt)

4 4 4 4 2

CONFLEX® HF IAS Pliable corrugated conduit



RAL 7035



Application Standards

EN 61386.22, EN 50642,  
EN 60754-2

Assembled with

CONDUR HF Bend (pg. 25)  
CONDUR Coupler (pg. 29)  
CONDUR Adaptor (pg. 28)  
CONDUR Clip (pg. 28)  
CONDUR Junction boxes (pg. 26)

Patents protected

1009810, EP2698792



CONFLEX HF conduit is being tested by KOUVIDIS  
quality control lab for its impact resistance (6J)  
at -45°C

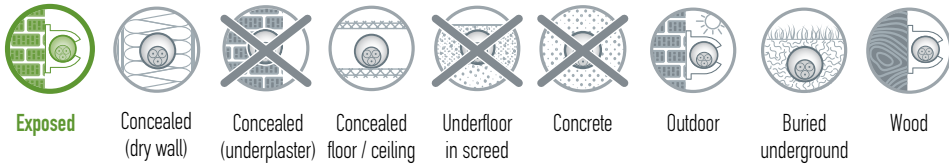


Properties		Class
Resistance to compression	1250Nt/5cm	4
Resistance to impact	6J (at -25°C)	4
Lower temperature range	-25°C	4
Upper temperature range	+120°C	4
Resistance to bending	Pliable	2
Electrical characteristics	With electrical insulated characteristics	2
IP ingress protection	min IP65	6 5
Resistance against corrosion	Not applicable	0
Tensile strength	None declared	0
Resistance to flame propagating	Non flame propagating	1
Suspended load capacity	None declared	0
Fire effects	None declared	0
Environmental impact	Halogen Free	1

Additional properties

Raw material	Halogen free, heavy metals free (RoHS) and specially stabilized thermoplastic PC blend
Ageing resistance	UV stabilized
Halogen free	No toxic gases in case of fire
Low acidity	No corrosive gases in case of fire
Rodent repellent	Not attractive to rodents
Antistatic Technology	Protection against static electricity
Marking	Marked using embossed printing

Application fields



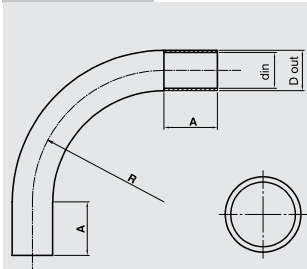
Type	Part number					
Ø16	2004016	16.0	10.5	50	2,80	5200
Ø20	2004020	20.0	13.6	50	3,90	4200
Ø25	2004025	25.0	18.1	25	2,80	2100
Ø32	2004032	32.0	23.2	25	3,80	1400
Ø40	2004040	40.0	30.7	20	4,10	880



CONDUR® ISR Bend



RAL 7035









Application Standard  
EN 61386.21

Patents protected  
1009810, EP2698792, 1010513



Properties	
Resistance to impact	6J (at -25°C)
Resistance to compression	1250Nt
Temperature range	-25°C to +60°C
IP ingress protection	min IP65
Ageing resistance	UV stabilized
Rodent repellent	Not attractive to rodents
Raw material	Heavy metals free (RoHS), specially stabilized thermoplastic U-PVC
Electrical characteristics	With electrical insulated characteristics
Resistance to flame propagating	Non flame propagating
Antistatic Technology	Protection against static electricity
Antiscratch Technology	Protection against scratching from cable routing
Marking	Engraved with laser printing

Note: Bends packaging do not contain coupler.

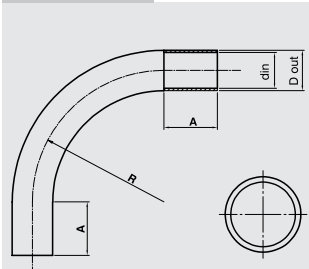
Type	Part number						
Ø16	4038016	16.0	12.1	27.0	59	10	480
Ø20	4038020	20.0	16.0	35.0	74	10	480
Ø25	4038025	25.0	20.9	36.7	108	10	240
Ø32	4038032	32.0	27.4	47.6	142	6	48
Ø40	4038040	40.0	35.1	52.9	144	6	84
Ø50	4038050	50.0	44.7	62.0	175	4	40
Ø63	4038063	63.0	57.2	77.0	203	4	24



CONDUR® HF IAS Bend



RAL 7035









Application Standards  
EN 61386.21, EN 50642,  
EN 60754-2

Patents protected  
1009810, EP2698792



Properties	
Resistance to impact	6J (at -25°C)
Resistance to compression	1250Nt
Temperature range	-25°C to +120°C
IP ingress protection	min IP65
Ageing resistance	UV stabilized
Halogen free	No toxic gases in case of fire
Low acidity	No corrosive gases in case of fire
Rodent repellent	Not attractive to rodents
Raw material	Halogen free, heavy metals free (RoHS) and specially stabilized thermoplastic PC blend
Electrical characteristics	With electrical insulated characteristics
Resistance to flame propagating	Non flame propagating
Antistatic Technology	Protection against static electricity
Marking	Engraved with laser printing

Note: Bends packaging do not contain coupler.

Type	Part number						
Ø16	4013016	16.0	12.5	27.0	55	10	480
Ø20	4013020	20.0	16.2	35.0	65	10	480
Ø25	4013025	25.0	20.8	36.7	90	10	240
Ø32	4013032	32.0	27.5	47.6	125	6	48
Ø40	4013040	40.0	34.8	52.9	130	6	84

CONDUR HF bend is being tested by KOUVIDIS  
quality control lab for its impact resistance (6J)  
at -45°C





CONDUR® ISR Junction boxes / Watertight with or without seals



CONDUR® ISR plug in seals



CONDUR® ISR plug in grommets



CONDUR® ISR without seals

Properties	CONDUR® ISR plug in seals	CONDUR® ISR plug in grommets	CONDUR® ISR without seals
Box raw material	PC blend	PO blend	PC blend
Temperature range	-25°C to +60°C		
Electrical characteristics	With electrical insulated characteristics		
Resistance to flame propagating	Non flame propagating		
Number of entries	7	7	-
Kind of entries	Plug in seals	Plug in grommets	-
Ingress protection	IP 55	IP 55	IP 65
Number of base knock outs	4	4	-
Conduit alignment	Yes	Yes	-
Condensation opening	Yes		
Flame retardant	650°C		
Voltage	800V		
Halogen free	No toxic or corrosive gases in case of fire		
Rodent repellent	Not attractive to rodents		
UV stability	Yes	Yes	Yes
Antistatic Technology	Yes	Yes	Yes
Antiscratch Technology	Yes	Yes	Yes

\* Cover plate and plug in seals are made of PE

RAL 7035

Application Standard  
EN 60670-22

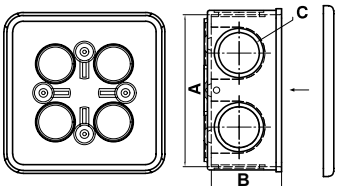
Patents protected  
1009810, 1010513



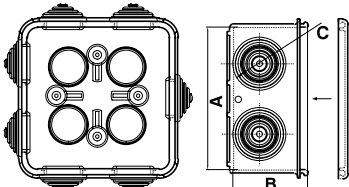
Watertight due to their elastic and directly mounted cover plate.

**Junction boxes with seals:** These boxes are provided with plug in seals or stepped grommets for easy positioning of cables, without the use of additional fittings, after cutting at the pre-marked points. CONDUR adaptors, of different diameters, can be easily fastened in the openings after pushing out the plug in seals/grommets.

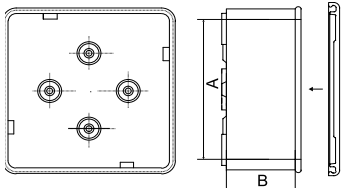
**Junction boxes without seals:** The installer can open any hole of every diameter according to the installation requirements.



CONDUR® ISR plug in seals



CONDUR® ISR plug in grommets



CONDUR® ISR without seals

Type	Part number	length mm	width mm	height mm		
Ø16/20	3013016	67	67	38	10	280
Ø20/16	3013020	82	82	43	10	160
Ø25/32	3013025	101	101	51	5	100

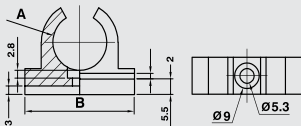
Ø16/20	3018016	67	67	38	10	240
Ø20/16	3018020	82	82	43	10	160
Ø25/32	3018025	101	101	51	5	40

Ø16	3022016	62	62	32	10	230
Ø20	3022020	82	82	36	10	240
Ø25	3022025	91	91	41	10	160
Ø32	3022032	101	101	51	5	100





RAL 7035



Patents protected  
1009810, EP2698792, 1010513



### CONDUR® ISR Clip

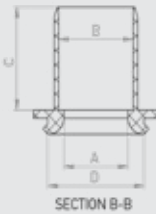
Properties					
Raw material		Halogen free, heavy metals free (RoHS) and specially stabilized thermoplastic PC blend			
Temperature range		-25°C to +120°C			

Type	Part number	length mm	height mm		
Ø16	4033016	35.0	25.5	4x50	3400
Ø20	4033020	40.0	30.0	4x50	2000
Ø25	4033025	46.0	34.75	4x30	1920
Ø32	4033032	53.0	41.3	30	1440
Ø40	4033040	63.0	48.8	20	960
Ø50	4033050	74.0	57.4	20	960
Ø63	4033063	88.0	70.0	20	960

**Installation guidelines:** Recommended fastening space is 50cm for vertical and 40cm for horizontal installations.  
They can be mounted with the use of 4mm screws and plugs. They have side slots for easy positioning to rails.



RAL 7035



Assembled with  
CONDUR Junction boxes (pg.26)

Patents protected  
1009810, EP2698792, 1010513



### CONDUR® ISR Adaptor

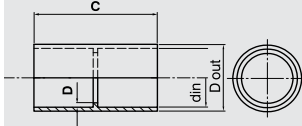
Properties					
Raw material		Halogen free, heavy metals free (RoHS) and specially stabilized thermoplastic PO blend			
Temperature range		-25°C to +60°C			
Ingress protection		min IP55			

Type	Part number	A	B	C	D		
Ø16	4036016	13.0	16	18.5	20	4x30	1920
Ø20	4036020	16.5	20	22.5	20	4x30	1200
Ø25	4036025	21.5	25	32.0	33	20	1260
Ø32	4036032	27.5	32	35.0	33	20	960

**Installation guidelines:** Assembled with CONDUR junction boxes after removing their seals or grommets. Adaptors Ø16 and Ø20 can be mounted on junction boxes with type Ø16/20 and Ø20/16 while Ø25 and Ø32 can me mounted with the type Ø25/32.



RAL 7035



Application Standard  
EN 61386.1

Patents protected  
1009810, EP2698792, 1010513



### CONDUR® ISR Coupler

Properties					
Raw material		Halogen free, heavy metals free (RoHS) and specially stabilized thermoplastic PO blend			
Temperature range		-25°C to +120°C			
Ingress protection		min IP65			

Type	Part number			C mm	D mm		
Ø16	4031016	20.0	16.0	51.0	1.5	30	2280
Ø20	4031020	23.5	20.0	52.5	1.5	30	1890
Ø25	4031025	28.5	25.0	51.5	1.5	30	1440
Ø32	4031032	37.0	32.0	65.0	2.0	20	560
Ø40	4031040	44.5	40.0	85.0	2.0	15	420
Ø50	4031050	55.6	50.0	105.0	2.5	10	200
Ø63	4031063	69.8	63.0	126.0	2.8	8	64

#### General properties for Fittings


Electrical characteristics	With electrical insulated characteristics
Ageing resistance	UV stabilized
Resistance to flame propagating	Non flame propagating
Halogen free	No toxic or corrosive gases in case of fire
Rodent repellent	Not attractive to rodents
Antistatic Technology	Protection against static electricity
Antiscratch Technology	Protection against scratching from cable routing



2

# Plastic conduit systems Medium type


750Nt





3 3 4 3 1

### DUROSOL® PLUS ISR Rigid conduit



**RAL 3020**  
INNER

**RAL 9004**  
OUTER



#### Application Standards

EN 61386.21, EN 50642,  
EN 60754-2

#### Reference Standard

NF P 98-332

#### Assembled with

DUROSOL PLUS Coupler (pg.37)  
DUROSOL PLUS Adaptor (pg.36)  
DUROSOL PLUS Clip (pg.36)  
DUROSOL PLUS Junction boxes  
(pg.34)

#### Patents protected

1009810, EP2698792, 1009158,  
1010513

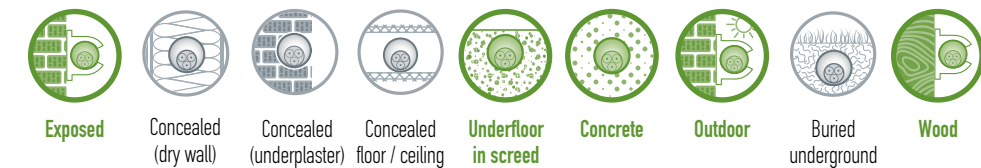


Properties		Class
Resistance to compression	750Nt/5cm	<b>3</b>
Resistance to impact	2J (at -25°C)	<b>3</b>
Lower temperature range	-25°C	<b>4</b>
Upper temperature range	+105°C	<b>3</b>
Resistance to bending	Rigid	<b>1</b>
Electrical characteristics	With electrical insulated characteristics	2
Protection against ingress of solid objects	min IP65	6
Protection against ingress of water		5
Resistance against corrosion	Not applicable	0
Tensile strength	None declared	0
Resistance to flame propagating	Non flame propagating	1
Suspended load capacity	None declared	0
Fire effects	None declared	0
Environmental impact	Halogen Free	1

#### Additional properties

Raw material	Halogen free, heavy metals free (RoHS) and specially stabilized thermoplastic PO blend
Low friction (internal layer)	Special material (Ultra slip) speeds up the routing of cables
Color marking (3rd layer)	Longitudinal stripes of indelible color (indication of power / telecommunication cables)
Halogen free	No toxic gases in case of fire
Low acidity	No corrosive gases in case of fire
Rodent repellent	Not attractive to rodents
Ageing resistance	UV stabilized
Antistatic Technology	Protection against static electricity
Antiscratch Technology	Protection against scratching from cable routing
Marking	Engraved with laser printing

#### Application fields



Type	Part number red / green	D out mm	d in mm	m	kg	m
Ø16	1030016 / 1031016	16.0	12.3	57	4,71	7410
Ø20	1030020 / 1031020	20.0	15.5	57	6,47	5016
Ø25	1030025 / 1031025	25.0	20.0	30	4,52	3300
Ø32	1030032 / 1031032	32.0	25.7	30	6,20	1920

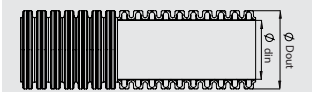
3 3 3 3 2

### DUROFLEX® PLUS ISR Pliable corrugated conduit



**RAL 3020**  
INNER

**RAL 9004**  
OUTER



#### Application Standards

EN 61386.22, EN 50642,  
EN 60754-2, EN 61034-2

#### Reference Standard

NF P 98-332

#### Assembled with

DUROSOL PLUS Coupler (pg.37)  
DUROSOL PLUS Adaptor (pg.36)  
DUROSOL PLUS Clip (pg.36)  
DUROSOL PLUS Junction boxes  
(pg.34)

#### Patents protected

1009810, EP2698792, 1009158,  
1010513, 1009144

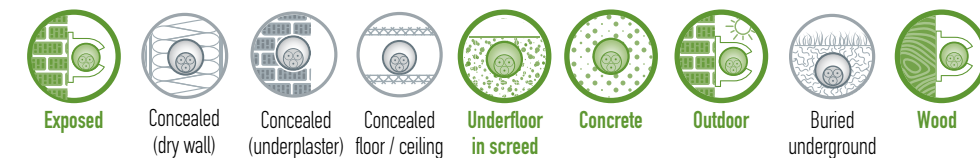


Properties		Class
Resistance to compression	750Nt/5cm	<b>3</b>
Resistance to impact	2J (at -15°C)	<b>3</b>
Lower temperature range	-15°C	<b>3</b>
Upper temperature range	+105°C	<b>3</b>
Resistance to bending	Pliable	<b>2</b>
Electrical characteristics	With electrical insulated characteristics	2
Protection against ingress of solid objects	min IP65	6
Protection against ingress of water		5
Resistance against corrosion	Not applicable	0
Tensile strength	None declared	0
Resistance to flame propagating	Non flame propagating	1
Suspended load capacity	None declared	0
Fire effects	None declared	0
Environmental impact	Halogen Free	1

#### Additional properties

Raw material	Halogen free, heavy metals free (RoHS) and specially stabilized thermoplastic PO blend
Low friction (internal layer)	Special material (Ultra slip) speeds up the routing of cables
Color marking (3rd layer)	Longitudinal stripes of indelible color (indication of power / telecommunication cables)
Halogen free	No toxic gases in case of fire
Low acidity	No corrosive gases in case of fire
Rodent repellent	Not attractive to rodents
Low smoke	Better visibility of escape ways
Ageing resistance	UV stabilized
Antistatic Technology	Protection against static electricity
Antiscratch Technology	Protection against scratching from cable routing
Marking	Marked using embossed printing

#### Application fields



Type	Part number red / green	D out mm	d in mm	m	kg	m
Ø16	2050016 / 2051016	16.0	10.5	50	3,20	6400
Ø20	2050020 / 2051020	20.0	13.5	50	4,45	3500
Ø25	2050025 / 2051025	25.0	17.7	25	2,50	2100
Ø32	2050032 / 2051032	32.0	23.5	25	3,50	1500



DUROSOL® PLUS ISR Junction box with seals



Properties

Box raw material	PO blend
Temperature range	-25°C to +60°C
Electrical characteristics	With electrical insulated characteristics
Resistance to flame propagating	Non flame propagating
Number of entries	7
Kind of entries	Plug in seals
Ingress protection	IP 55
Number of base knock outs	4
Conduit alignment	Yes
Condensation opening	Yes
Flame retardant	650°C
Voltage	800V
Halogen free	No toxic gases in case of fire
Low acidity	No corrosive gases in case of fire
UV stability	Yes
Rodent repellent	Not attractive to rodents
Antistatic Technology	Yes
Antiscratch Technology	Yes

\* Cover plate and plug in seals are made of PE

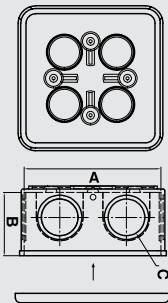
Watertight due to its elastic and directly mounted cover plate.

**Junction boxes with seals:** These boxes are provided with plug in seals for easy positioning of cables, without the use of additional fittings, after cutting at the pre-marked points. DUROSOL PLUS adaptors, of different diameters, can be easily fastened in the openings after pushing out the plug in seals.

Type	Part number	length mm	width mm	height mm		
Ø16/20	3025016	67	67	38	10	280
Ø20/16	3025020	82	82	43	10	160
Ø25/32	3025025	101	101	51	5	100



RAL 9004



Application Standard

EN 60670-22

Patents protected

1009810, EP2698792, 1010513



DUROSOL® PLUS ISR Junction box with plug in grommets



Properties

Box raw material	PO blend
Temperature range	-25°C to +60°C
Electrical characteristics	With electrical insulated characteristics
Resistance to flame propagating	Non flame propagating
Number of entries	7
Kind of entries	Plug in grommets
Ingress protection	IP 55
Number of base knock outs	4
Conduit alignment	Yes
Condensation opening	Yes
Flame retardant	650°C
Voltage	800V
Halogen free	No toxic gases in case of fire
Low acidity	No corrosive gases in case of fire
UV stability	Yes
Rodent repellent	Not attractive to rodents
Antistatic Technology	Yes
Antiscratch Technology	Yes

\* Cover plate and plug in seals are made of PE

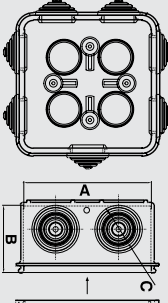
Watertight due to its elastic and directly mounted cover plate.

**Junction boxes with grommets:** These boxes are provided with stepped grommets for easy positioning of cables, without the use of additional fittings, after cutting at the pre-marked points.

Type	Part number	length mm	width mm	height mm		
Ø16/20	3029016	67	67	38	10	240
Ø20/16	3029020	82	82	43	10	160
Ø25/32	3029025	101	101	51	5	40



RAL 9004



Application Standard

EN 60670-22

Patents protected

1009810, EP2698792, 1010513





Medium type Plastic conduit systems (750Nt)



RAL 9004

Patents protected  
1009810, EP2698792, 1010513

CE

DUROSOL® PLUS ISR Clip

Properties					
Raw material		Halogen free, heavy metals free (RoHS) and specially stabilized thermoplastic PO blend			
Temperature range		-25°C to +105°C			

Type	Part number	length mm	height mm		
Ø16	4049016	15.8	35.0	4x50	3400
Ø20	4049020	19.8	40.0	4x50	2000
Ø25	4049025	24.8	46.0	4x30	1920
Ø32	4049032	31.8	53.0	30	1440

**Installation guidelines:** Recommended fastening space is 50cm for vertical and 40cm for horizontal installations.  
They can be mounted with the use of 4mm screws and plugs. They have side slots for easy positioning to rails.



RAL 9004

Assembled with  
DUROSOL PLUS Junction box (pg.34)

Patents protected  
1009810, EP2698792, 1010513

CE

DUROSOL® PLUS ISR Adaptor

Properties					
Raw material		Halogen free, heavy metals free (RoHS) and specially stabilized thermoplastic PO blend			
Temperature range		-25°C to +60°C			
Ingress protection		min IP65			

Type	Part number	A	R	C	D		
Ø16	4051016	13	16	18.5	20	4x30	1800
Ø20	4051020	16.5	20	20	20	4x30	1200
Ø25	4051025	21.5	25	32	33	20	1260
Ø32	4051032	27.5	32	35	33	20	960

**Installation guidelines:** Assembled with DUROSOL PLUS junction boxes after removing their seals or grommets. Adaptors Ø16 and Ø20 can be mounted on junction boxes with type Ø16/20 and Ø20/16 while Ø25 and Ø32 can me mounted with the type Ø25/32.

Medium type Plastic conduit systems (750Nt)



RAL 9004

Application Standard  
EN 61386.1

Patents protected  
1009810, EP2698792, 1010513

CE

DUROSOL® PLUS ISR Coupler

Properties					
Raw material		Halogen free, heavy metals free (RoHS) and specially stabilized thermoplastic PO blend			
Temperature range		-25°C to +105°C			
Ingress protection		min IP65			

Type	Part number			length mm		
Ø16	4047016	17.7	16.0	52.3	40	3040
Ø20	4047020	23.5	20.0	51.5	30	1890
Ø25	4047025	28.5	25.0	51.5	30	1440
Ø32	4047032	37.0	32.0	65.0	20	560

General properties for Fittings	
Electrical characteristics	With electrical insulated characteristics
Ageing resistance	UV stabilized
Resistance to flame propagating	Non flame propagating
Halogen free	No toxic or corrosive gases in case of fire
Rodent repellent	Not attractive to rodents
Antistatic Technology	Protection against static electricity
Antiscratch Technology	Protection against scratching from cable routing



3 3 4 3 1

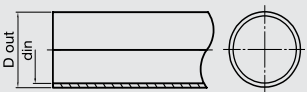
MEDISOL® PLUS ISR

Rigid conduit



RAL 9004  
INNER

RAL 7035  
OUTER



Application Standards

EN 61386.21, EN 50642,  
EN 60754-2

Assembled with

CONDUR HF Bend (pg.25, 42)  
MEDISOL PLUS Coupler (pg.43)  
CONDUR Adaptor (pg.28)  
CONDUR Clip (pg.28)  
CONDUR Junction boxes (pg.26)

Patents protected

1009810, EP2698792, 1009975,  
1010513









Properties		Class
Resistance to compression	750Nt/5cm	<b>3</b>
Resistance to impact	2J (at -25°C)	<b>3</b>
Lower temperature range	-25°C	<b>4</b>
Upper temperature range	+105°C	<b>3</b>
Resistance to bending	Rigid	<b>1</b>
Electrical characteristics	With electrical insulated characteristics	2
Protection against ingress of solid objects	min IP65	6
Protection against ingress of water		5
Resistance against corrosion	Not applicable	0
Tensile strength	None declared	0
Resistance to flame propagating	Non flame propagating	1
Suspended load capacity	None declared	0
Fire effects	None declared	0
Environmental impact	Halogen Free	1

Additional properties

Raw material	Halogen free, heavy metals free (RoHS) and specially stabilized thermoplastic PO blend
Low friction (internal layer)	Special material (Ultra slip) speeds up the routing of cables
Anti - electromagnetic technology	Absorbs part of the electromagnetic radiation emitted by the cables
Halogen free	No toxic gases in case of fire
Low acidity	No corrosive gases in case of fire
Rodent repellent	Not attractive to rodents
Ageing resistance	UV stabilized
Antistatic Technology	Protection against static electricity
Antiscratch Technology	Protection against scratching from cable routing
Marking	Engraved with laser printing

Application fields



Type	Part number					
Ø16	1027016	16.0	12.3	57	4,71	7410
Ø20	1027020	20.0	15.5	57	6,47	5016
Ø25	1027025	25.0	20.0	30	4,52	3300
Ø32	1027032	32.0	25.7	30	6,20	1920

3 3 3 3 2


MEDIFLEX® PLUS

Pliable corrugated conduit



RAL 9004  
INNER

RAL 7035  
OUTER



Application Standards

EN 61386.22, EN 50642,  
EN 60754-2, EN 61034-2

Assembled with

CONDUR HF Bend (pg.25, 42)  
MEDISOL PLUS Coupler (pg.43)  
CONDUR Adaptor (pg.28)  
CONDUR Clip (pg.28)  
CONDUR Junction boxes (pg.26)

Patents protected

1009810, EP2698792, 1009975,  
1010513

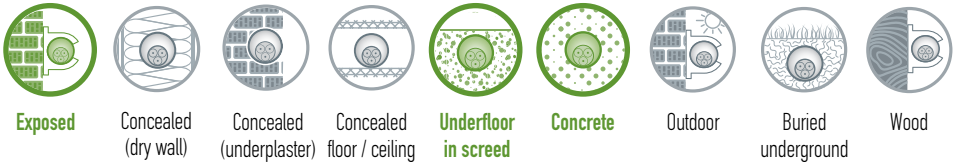




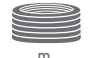


Properties		Class
Resistance to compression	750Nt/5cm	<b>3</b>
Resistance to impact	2J (at -15°C)	<b>3</b>
Lower temperature range	-15°C	<b>3</b>
Upper temperature range	+105°C	<b>3</b>
Resistance to bending	Pliable	<b>2</b>
Electrical characteristics	With electrical insulated characteristics	2
Protection against ingress of solid objects	min IP65	6
Protection against ingress of water		5
Resistance against corrosion	Not applicable	0
Tensile strength	None declared	0
Resistance to flame propagating	Non flame propagating	1
Suspended load capacity	None declared	0
Fire effects	None declared	0
Environmental impact	Halogen Free	1

Additional properties

Raw material	Halogen free, heavy metals free (RoHS) and specially stabilized thermoplastic PO blend
Low friction (internal layer)	Special material (Ultra slip) speeds up the routing of cables
Anti - electromagnetic technology	Absorbs part of the electromagnetic radiation emitted by the cables
Halogen free	No toxic gases in case of fire
Low acidity	No corrosive gases in case of fire
Rodent repellent	Not attractive to rodents
Low smoke	Better visibility of escape ways
Ageing resistance	UV stabilized
Antistatic Technology	Protection against static electricity
Antiscratch Technology	Protection against scratching from cable routing
Marking	Marked using embossed printing

Application fields



Type	Part number					
Ø16	2052016	16.0	10.5	100	5,90	6500
Ø20	2052020	20.0	13.7	100	8,40	4400
Ø25	2052025	25.0	18.1	50	6,00	2500
Ø32	2052032	32.0	24.2	25	3,80	1500



Medium type Plastic conduit systems (750Nt)

3 4 4 1 1

MEDISOL® HF IAS Rigid conduit



RAL 7035



Application Standards

EN 61386.21, EN 50642,  
EN 60754-2

Assembled with

CONDUR HF Bend (pg. 43)  
CONDUR Coupler (pg. 43)  
CONDUR Adaptor (pg. 28)  
CONDUR Clip (pg. 28)  
CONDUR Junction boxes (pg. 26)

Patents protected

1009810



MEDISOL HF conduit is being tested by KOUVIDIS  
quality control lab for its impact resistance (6J)  
at -45°C

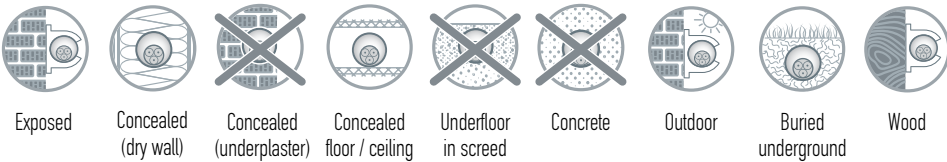







Properties		Class
Resistance to compression	750Nt/5cm	3
Resistance to impact	6J (at -25°C)	4
Lower temperature range	-25°C	4
Upper temperature range	+120°C	1
Resistance to bending	Rigid	1
Electrical characteristics	With electrical insulated characteristics	2
IP ingress protection	min IP65	6 5
Resistance against corrosion	Not applicable	0
Tensile strength	None declared	0
Resistance to flame propagating	Non flame propagating	1
Suspended load capacity	None declared	0
Fire effects	None declared	0
Environmental impact	Halogen Free	1

Additional properties

Raw material	Halogen free, heavy metals free (RoHS) and specially stabilized thermoplastic PC blend
Ageing resistance	UV stabilized
Halogen free	No toxic gases in case of fire
Low acidity	No corrosive gases in case of fire
Antistatic Technology	Protection against static electricity
Marking	Engraved with laser printing

Application fields



Type	Part number					
Ø16	1005016	16.0	13.0	30	2,44	8100
Ø20	1005020	20.0	16.7	30	2,99	5400
Ø25	1005025	25.0	21.4	30	4,26	3300
Ø32	1005032	32.0	27.6	15	2,91	1755
Ø40	1005040	40.0	34.5	9	2,55	1071

Medium type Plastic conduit systems (750Nt)

3 4 4 4 2

MEDIFLEX® HF IAS Pliable corrugated conduit



RAL 7035



Application Standards

EN 61386.22, EN 50642,  
EN 60754-2

Assembled with

CONDUR HF Bend (pg. 43)  
CONDUR Coupler (pg. 43)  
CONDUR Adaptor (pg. 28)  
CONDUR Clip (pg. 28)  
CONDUR Junction boxes (pg. 26)

Patents protected

1009810



MEDIFLEX HF conduit is being tested by KOUVIDIS  
quality control lab for its impact resistance (2J)  
at -45°C

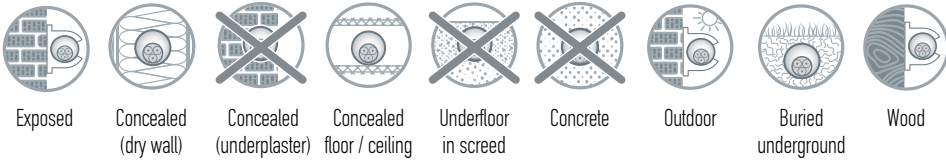







Properties		Class
Resistance to compression	750Nt/5cm	3
Resistance to impact	6J (at -25°C)	4
Lower temperature range	-25°C	4
Upper temperature range	+120°C	4
Resistance to bending	Pliable	2
Electrical characteristics	With electrical insulated characteristics	2
IP ingress protection	min IP65	6 5
Resistance against corrosion	Not applicable	0
Tensile strength	None declared	0
Resistance to flame propagating	Non flame propagating	1
Suspended load capacity	None declared	0
Fire effects	None declared	0
Environmental impact	Halogen Free	1

Additional properties

Raw material	Halogen free, heavy metals free (RoHS) and specially stabilized thermoplastic PC blend
Ageing resistance	UV stabilized
Halogen free	No toxic gases in case of fire
Low acidity	No corrosive gases in case of fire
Antistatic Technology	Protection against static electricity
Marking	Marked using embossed printing

Application fields



Type	Part number					
Ø16	2005016	16.0	10.6	50	2,36	5200
Ø20	2005020	20.0	13.7	50	3,09	4200
Ø25	2005025	25.0	18.3	25	2,12	2100
Ø32	2005032	32.0	24.0	25	2,94	1400
Ø40	2005040	40.0	31.1	20	2,98	880



Medium type Plastic conduit systems (750Nt)



RAL 7035

Application Standard  
EN 61386.21, EN 50642,  
EN 60754-2

Patents protected  
1009810, EP2698792

CONDUR HF bend is being tested by KOUVIDIS quality control lab for its impact resistance (6J) at -45°C



CONDUR HF® IAS Bend

Properties	
Resistance to impact	6J (at -25°C)
Resistance to compression	1250Nt
Temperature range	-25°C to +120°C
IP ingress protection	min IP65
Ageing resistance	UV stabilized
Halogen free	No toxic gases in case of fire
Low acidity	No corrosive gases in case of fire
Rodent repellent	Not attractive to rodents
Raw material	Halogen free, heavy metals free (RoHS) and specially stabilized thermoplastic PC blend
Electrical characteristics	With electrical insulated characteristics
Resistance to flame propagating	Non flame propagating
Antistatic Technology	Protection against static electricity
Marking	Engraved with laser printing

Note: Bends packaging do not contain coupler.

Type	Part number						
Ø16	4013016	16.0	12.5	27.0	55	10	480
Ø20	4013020	20.0	16.2	35.0	65	10	480
Ø25	4013025	25.0	20.8	36.7	90	10	240
Ø32	4013032	32.0	27.5	47.6	125	6	48

Medium type Plastic conduit systems (750Nt)

MEDISOL® PLUS ISR Coupler

Properties	
Raw material	Halogen free, heavy metals free (RoHS) and specially stabilized thermoplastic PO blend
Ingress protection	min IP65
Temperature range	-25°C to +105°C
Electrical characteristics	With electrical insulated characteristics
Resistance to flame propagating	Non flame propagating
Halogen free	No toxic or corrosive gases in case of fire
Rodent repellent	Not attractive to rodents
Antistatic Technology	Protection against static electricity
Antiscratch Technology	Protection against scratching from cable routing

Type	Part number					
Ø16	4055016	17.7	16.0	52.3	40	3040
Ø20	4055020	23.5	20.0	51.5	30	1890
Ø25	4055025	28.5	25.0	51.5	30	1440
Ø32	4055032	37.0	32.0	65.0	20	560



RAL 7035

Application Standard  
EN 61386.01

Patents protected  
1009810, EP2698792, 1010513



RAL 7035

Application Standard  
EN 61386.1

Patents protected  
1009810, EP2698792, 1010513

CONDUR® ISR Coupler

Properties	
Raw material	Halogen free, heavy metals free (RoHS) and specially stabilized thermoplastic PO blend
Temperature range	-25°C to +120°C
Ingress protection	min IP65

Type	Part number						
Ø16	4031016	20.0	16.0	51.0	1.5	30	2280
Ø20	4031020	23.5	20.0	52.5	1.5	30	1890
Ø25	4031025	28.5	25.0	51.5	1.5	30	1440
Ø32	4031032	37.0	32.0	65.0	2	20	560
Ø40	4031040	44.5	40.0	85.0	2	15	420



Medium type Plastic conduit systems (750Nt)

3 3 4 1 1

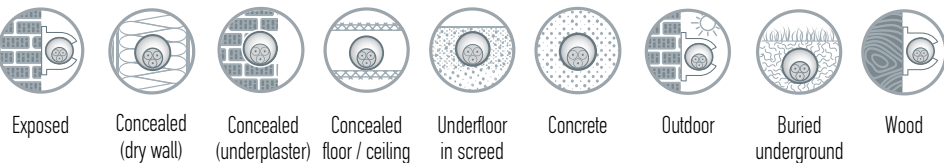
MEDISOL® AM Rigid conduit






Properties		Class
Resistance to compression	750 Nt / 5cm	3
Resistance to impact	2J (at -25°C)	3
Lower temperature range	-25°C	4
Upper temperature range	+60°C	1
Resistance to bending	Rigid	1
Electrical characteristics	With electrical insulated characteristics	2
IP ingress protection	min IP65	6
		5
Resistance against corrosion	Not applicable	0
Tensile strength	None declared	0
Resistance to flame propagating	Non flame propagating	1
Suspended load capacity	None declared	0
Fire effects	None declared	0
Environmental impact	None declared	0

Additional properties

Raw material	Heavy metals free (RoHS), specially stabilized thermoplastic U-PVC
Antimicrobial technology	Resist the growth of bacteria by up to 99% within 24 hours
Ageing resistance	UV stabilized
Rodent repellent	Not attractive to rodents
Marking	Engraved with laser printing

Application fields



Type	Part number					
Ø16	1044116	16.0	13.0	30	3,10	8100
Ø20	1044120	20.0	16.8	30	4,00	5400
Ø25	1044125	25.0	21.5	30	5,50	3300
Ø32	1044132	32.0	28.3	15	3,80	1755
Ø40	1044140	40.0	36.0	9	3,20	1071
Ø50	1044150	50.0	45.0	9	4,10	702
Ø63	1044163	63.0	57.8	9	6,00	486

Medium type Plastic conduit systems (750Nt)

3 3 4 1 2

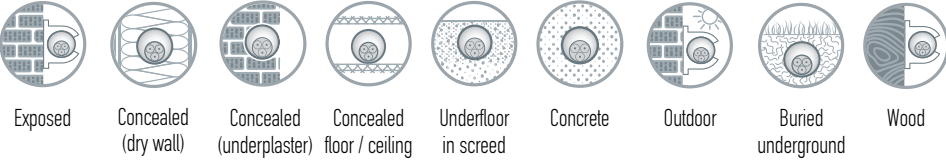
MEDIFLEX® AM Pliable corrugated conduit






Properties		Class
Resistance to compression	750 Nt / 5cm	3
Resistance to impact	2J (at -25°C)	3
Lower temperature range	-25°C	4
Upper temperature range	+60°C	1
Resistance to bending	Pliable	2
Electrical characteristics	With electrical insulated characteristics	2
IP ingress protection	min IP65	6
		5
Resistance against corrosion	Not applicable	0
Tensile strength	None declared	0
Resistance to flame propagating	Non flame propagating	1
Suspended load capacity	None declared	0
Fire effects	None declared	0
Environmental impact	None declared	0

Additional properties

Raw material	Heavy metals free (RoHS), specially stabilized thermoplastic U-PVC
Antimicrobial technology	Resist the growth of bacteria by up to 99% within 24 hours
Ageing resistance	UV stabilized
Rodent repellent	Not attractive to rodents
Marking	Marked using embossed printing

Application fields



Type	Part number					
Ø16	2044116	16.0	10.7	50	3,50	5200
Ø20	2044120	20.0	14.1	50	4,45	4200
Ø25	2044125	25.0	18.3	25	5,70	2100
Ø32	2044132	32.0	24.0	25	4,30	1300
Ø40	2044140	40.0	31.0	20	4,50	880
Ø50	2044150	50.0	39.0	20	5,40	400
Ø63	2044163	63.0	52.0	20	7,20	360



MEDISOL® AM Bend



RAL 9003

Application Standard  
EN 61386.21

Reference Standard  
ISO 22196

Properties	
Resistance to impact	2J (at -25°C)
Temperature range	-25°C to +60°C
IP ingress protection	min IP65
Antimicrobial technology	Resist the growth of bacteria by up to 99% within 24 hours
Ageing resistance	UV stabilized
Rodent repellent	Not attractive to rodents
Raw material	Heavy metals free (RoHS), specially stabilized thermoplastic U-PVC
Electrical characteristics	With electrical insulated characteristics
Resistance to flame propagating	Non flame propagating

Note: Bends packaging do not contain coupler.

Type	Part number						
Ø16	4344116	16.0	13.0	27	59	10	480
Ø20	4344120	20.0	16.8	35	74	10	480
Ø25	4344125	25.0	21.5	36.7	108	10	240
Ø32	4344132	32.0	28.3	47.6	142	6	48
Ø40	4344140	40.0	36.0	52.9	144	6	84
Ø50	4344150	50.0	45.0	62	175	4	40
Ø63	4344163	63.0	57.8	77	203	4	24



MEDISOL® AM Junction box / watertight with seals



RAL 9003

Application Standard  
EN 60670-22

Reference Standard  
ISO 22196

Properties	
Box raw material	PC blend
Temperature range	-25°C to +60°C
Electrical characteristics	With electrical insulated characteristics
Resistance to flame propagating	Non flame propagating
Number of entries	7
Kind of entries	Plug in seals
Ingress protection	IP 55
Number of base knock outs	4
Conduit alignment	Yes
Condensation opening	Yes
Flame retardant	650°C
Voltage	800V
Halogen free	No toxic or corrosive gases in case of fire
UV stability	Yes
Antimicrobial technology	Resist the growth of bacteria by up to 99% within 24 hours

\* Cover plate and plug in seals are made of PE

Watertight due to their elastic and directly mounted cover plate.  
MEDISOL AM adaptors, of different diameters, can be easily fastened in the openings after pushing out the plug in seals.



Type	Part number					
Ø16/20	3044016	67	67	38	10	280
Ø20/16	3044020	82	82	43	10	160
Ø25/32	3044025	101	101	51	5	100



Medium type Plastic conduit systems (750Nt)



RAL 9003

Reference Standard  
ISO 22196

MEDISOL® AM Clip

Properties					
Raw material		Halogen free, heavy metals free (RoHS) and specially stabilized thermoplastic PC blend			
Temperature range		-25°C to +120°C			
Type	Part number	length mm	height mm		
Ø16	4144016	35.0	25.5	4x50	3400
Ø20	4144020	40.0	30.0	4x50	2000
Ø25	4144025	46.0	34.75	4x30	1920
Ø32	4144032	53.0	41.3	30	1440
Ø40	4144040	63.0	48.8	20	960
Ø50	4144050	74.0	57.4	20	960
Ø63	4144063	88.0	70.0	20	960

**Installation guidelines:** Recommended fastening space is 50cm for vertical and 40cm for horizontal installations.  
They can be mounted with the use of 5mm screws and plugs. They have side slots for easy positioning to rails.









RAL 9003

Reference Standard  
ISO 22196

Assembled with  
MEDISOL AM Junction box (pg.47)

MEDISOL® AM Adaptor

Properties							
Raw material		Halogen free, heavy metals free (RoHS) and specially stabilized thermoplastic PO blend					
Temperature range		-25°C to +120°C					
Ingress protection		min IP55					
Type	Part number	 A	 R	 C	 D		
Ø16	4044016	13.0	16	16	20	4x30	1920
Ø20	4044020	16.5	20	20	20	4x30	1200
Ø25	4044025	21.5	25	32	33	20	1260
Ø32	4044032	27.5	32	35	33	20	960

**Guidelines:** Assembled with MEDISOL AM junction boxes after removing their seals. Adaptors with Part No. 4044016 and 4044020 can be mounted on junction boxes with type Ø16/20 and Ø20/16 while 4044025 and 4044032 can be mounted with the type Ø25/32.



RAL 9003

Reference Standard  
ISO 22196

Medium type Plastic conduit systems (750Nt)

MEDISOL® AM Coupler

Properties

Raw material

Temperature range

Ingress protection


Halogen free, heavy metals free (RoHS) and specially stabilized thermoplastic PO blend

-25°C to +120°C


min IP65

Type

Part number




D out mm





din mm

length

mm







Ø16	4244016	20.0	16.0	51.0	30	2280
Ø20	4244020	23.5	20.0	52.5	30	1890
Ø25	4244025	28.5	25.0	51.5	30	1440
Ø32	4244032	37.0	32.0	65.0	20	560
Ø40	4244040	44.5	40.0	85.0	15	420
Ø50	4244050	55.6	50.0	105.0	10	200
Ø63	4244063	69.8	63.0	126.0	8	64

General properties for Fittings	
Electrical characteristics	With electrical insulated characteristics
Ageing resistance	UV stabilized
Resistance to flame propagating	Non flame propagating
Halogen free	No toxic or corrosive gases in case of fire
Antimicrobial technology	Resist the growth of bacteria by up to 99% within 24 hours



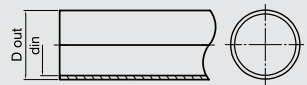
Medium type Plastic conduit systems (750Nt)

3 3 4 1 1

MEDISOL® IAS Rigid conduit



RAL 7035



Application Standard  
EN 61386.21

Assembled with  
CONDUR Bend (pg.24)  
CONDUR Coupler (pg.29)  
CONDUR Adaptor (pg.28)  
CONDUR Clip (pg.28)  
CONDUR Junction boxes (pg.26)

Patent protected  
1009810

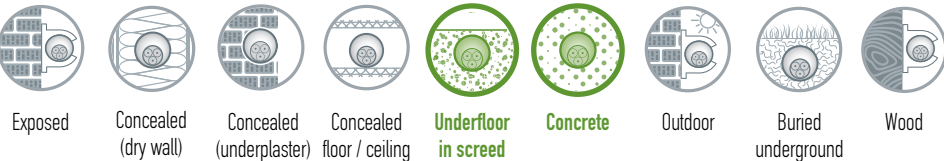




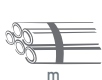


Properties		Class
Resistance to compression	750 Nt /5m	<b>3</b>
Resistance to impact	2J (at -25°C)	<b>3</b>
Lower temperature range	-25°C	<b>4</b>
Upper temperature range	+60°C	<b>1</b>
Resistance to bending	Rigid	<b>1</b>
Electrical characteristics	With electrical insulated characteristics	2
Protection against ingress of solid objects	min IP65	6
Protection against ingress of water		5
Resistance against corrosion	Not applicable	0
Tensile strength	None declared	0
Resistance to flame propagating	Non flame propagating	1
Suspended load capacity	None declared	0
Fire effects	None declared	0
Environmental impact	None declared	0

Additional properties

Raw material	Heavy metals free (RoHS), specially stabilized thermoplastic U-PVC
Ageing resistance	UV stabilized
Antistatic Technology	Protection against static electricity
Marking	Engraved with laser printing

Application fields



Type	Part number					
Ø16	1002016	16.0	13.0	30	3,10	8100
Ø20	1002020	20.0	16.6	30	4,00	5400
Ø25	1002025	25.0	21.5	30	5,50	3300
Ø32	1002032	32.0	28.5	15	3,80	1755
Ø40	1002040	40.0	36.0	9	3,20	1071
Ø50	1002050	50.0	45.0	9	4,10	702
Ø63	1002063	63.0	57.7	9	6,00	486




3 3 4 1 2

Medium type Plastic conduit systems (750Nt)

MEDIFLEX® IAS Pliable corrugated conduit



RAL 7035



Application Standard  
EN 61386.22

Assembled with  
CONDUR Bend (pg.24)  
CONDUR Coupler (pg.29)  
CONDUR Adaptor (pg.28)  
CONDUR Clip (pg.28)  
CONDUR Junction boxes (pg.26)

Patent protected  
1009810

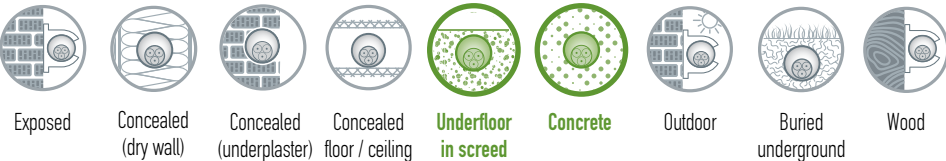







Properties		Class
Resistance to compression	750 Nt /5m	<b>3</b>
Resistance to impact	2J (at -25°C)	<b>3</b>
Lower temperature range	-25°C	<b>4</b>
Upper temperature range	+60°C	<b>1</b>
Resistance to bending	Pliable	<b>2</b>
Electrical characteristics	With electrical insulated characteristics	2
Protection against ingress of solid objects	min IP65	6
Protection against ingress of water		5
Resistance against corrosion	Not applicable	0
Tensile strength	None declared	0
Resistance to flame propagating	Non flame propagating	1
Suspended load capacity	None declared	0
Fire effects	None declared	0
Environmental impact	None declared	0

Additional properties

Raw material	Heavy metals free (RoHS), specially stabilized thermoplastic U-PVC
Ageing resistance	UV stabilized
Antistatic Technology	Protection against static electricity
Marking	Marked using embossed printing

Application fields



Type	Part number					
Ø16	2002916	16.0	10.8	100	6,15	6500
Ø20	2002920	20.0	13.8	100	8,80	4400
Ø25	2002925	25.0	18.1	50	5,70	2500
Ø32	2002032	32.0	24.0	25	4,30	1300
Ø40	2002040	40.0	31.0	20	4,50	880
Ø50	2002050	50.0	39.6	20	5,40	400
Ø63	2002063	63.0	52.3	20	7,20	360





3

# Plastic conduit systems Light type

320Nt

The best solution  
for concealed  
installations

PLASTIC CONDUITS SYSTEM

**SILCOR® PLUS -  
SIFLEX® PLUS**

320Nt





Light type Plastic conduit systems (320Nt)

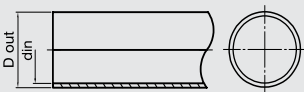
2 3 4 3 1

**SILCOR® PLUS** ISR Rigid conduit



**RAL 9004**  
INNER

**RAL 7035**  
OUTER



**Application Standards**

EN 61386.21, EN 50642,  
EN 60754-2, EN 61034-2

**Assembled with**

MEDISOL PLUS Coupler (pg.57)  
CONDUR ISR Clip (pg.57)  
Metal Clamp KOUVIDIS(pg.61)  
CONDUR Junction boxes (pg. 26)  
CONDUR Adaptor (pg. 28)

**Patents protected**

1009810, 1009975, 1010513

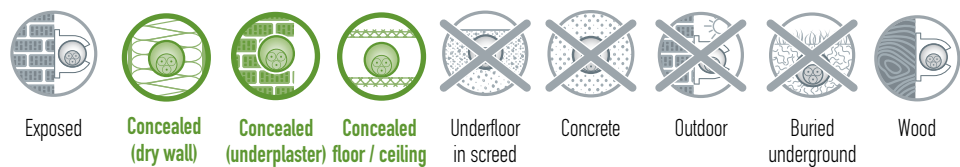


Properties		Class
Resistance to compression	320Nt/5cm	<b>2</b>
Resistance to impact	2J (at -25°C)	<b>3</b>
Lower temperature range	-25°C	<b>4</b>
Upper temperature range	+105°C	<b>3</b>
Resistance to bending	Rigid	<b>1</b>
Electrical characteristics	With electrical insulated characteristics	2
IP ingress protection	min IP65	6 5
Resistance against corrosion	Not applicable	0
Tensile strength	None declared	0
Resistance to flame propagating	Non flame propagating	1
Suspended load capacity	None declared	0
Fire effects	None declared	0
Environmental impact	Halogen free	1

**Additional properties**

Raw material	Halogen free, heavy metals free (RoHS) and specially stabilized thermoplastic PO blend
Low friction (internal layer)	Special material (Ultra slip) speeds up the routing of cables
Anti-electromagnetic technology	Absorbs a part of the electromagnetic radiation emitted by cables
Halogen free	No toxic gases in case of fire
Low acidity	No corrosive gases in case of fire
Low smoke	Better visibility of escape ways
Antistatic Technology	Protection against static electricity
Antiscratch Technology	Protection against scratching from cable routing
Marking	Engraved with laser printing

**Application fields**



Type	Part number					
Ø16	1045016	16.0	13.4	57	3.60	7410
Ø20	1045020	20.0	17.5	57	4.90	5016
Ø25	1045025	25.0	22.1	30	3.45	3300
Ø32	1045032	32.0	28.4	30	4.80	1920



Light type Plastic conduit systems (320Nt)


2 3 3 3 2

**SIFLEX® PLUS** ISR Pliable corrugated conduit



**RAL 9004**  
INNER

**RAL 7035**  
OUTER



**Application Standards**

EN 61386.22, EN 50642,  
EN 60754-2, EN 61034-2

**Assembled with**

MEDISOL PLUS Coupler (pg.57)  
CONDUR ISR Clip (pg.57)  
Metal Clamp KOUVIDIS(pg.61)  
CONDUR Junction boxes (pg. 26)  
CONDUR Adaptor (pg. 28)

**Patents protected**

1009810, 1009975, 1010513

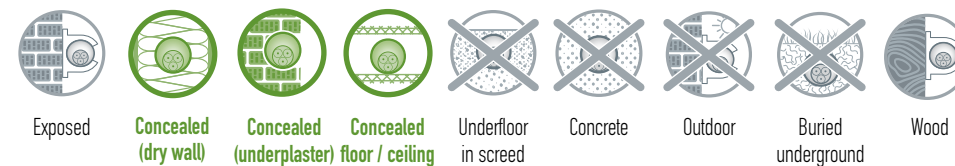


Properties		Class
Resistance to compression	320 Nt/5cm	<b>2</b>
Resistance to impact	2J (at -15°C)	<b>3</b>
Lower temperature range	-15°C	<b>3</b>
Upper temperature range	+105°C	<b>3</b>
Resistance to bending	Pliable	<b>2</b>
Electrical characteristics	With electrical insulated characteristics	2
IP ingress protection	min IP65	6 5
Resistance against corrosion	Not applicable	0
Tensile strength	None declared	0
Resistance to flame propagating	Non flame propagating	1
Suspended load capacity	None declared	0
Fire effects	None declared	0
Environmental impact	Halogen free	1

**Additional properties**

Raw material	Halogen free, heavy metals free (RoHS) and specially stabilized thermoplastic PO blend
Low friction (internal layer)	Special material (Ultra slip) speeds up the routing of cables
Anti-electromagnetic technology	Absorbs a part of the electromagnetic radiation emitted by cables
Halogen free	No toxic gases in case of fire
Low acidity	No corrosive gases in case of fire
Low smoke	Better visibility of escape ways
Antistatic Technology	Protection against static electricity
Antiscratch Technology	Protection against scratching from cable routing
Marking	Marked using embossed printing

**Application fields**



Type	Part number					
Ø16	2065016	16.0	10.9	100	4.40	7000
Ø20	2065020	20.0	14.2	100	5.50	4400
Ø25	2065025	25.0	18.6	50	3.75	2500
Ø32	2065032	32.0	24.9	25	2.45	1500







RAL 7035

Application Standards  
EN 61386.21, EN 50642,  
EN 60754-2

Patents protected  
1009810, EP2698792

CONDUR HF bend is being tested by KOUVIDIS quality control lab for its impact resistance (6J) at -45°C



Rest Fittings for SILCOR PLUS - SIFLEX PLUS conduit system:

- CONDUR Adaptors (pg. 28)  
CONDUR Junction boxes (pg. 26)

CONDUR HF® IAS Bend

Properties	
Resistance to impact	6J (at -25°C)
Resistance to compression	1250Nt
Temperature range	-25°C to +120°C
IP ingress protection	min IP65
Ageing resistance	UV stabilized
Halogen free	No toxic gases in case of fire
Low acidity	No corrosive gases in case of fire
Rodent repellent	Not attractive to rodents
Raw material	Halogen free, heavy metals free (RoHS) and specially stabilized thermoplastic PC blend
Electrical characteristics	With electrical insulated characteristics
Resistance to flame propagating	Non flame propagating
Antistatic Technology	Protection against static electricity
Marking	Engraved with laser printing

Note: Bends packaging do not contain coupler.





Type	Part number						
Ø16	4013016	16.0	12.5	27.0	55	10	480
Ø20	4013020	20.0	16.2	35.0	65	10	480
Ø25	4013025	25.0	20.8	36.7	90	10	240
Ø32	4013032	32.0	27.5	47.6	125	6	48



RAL 7035

Patents protected  
1009810, EP2698792, 1010513

CONDUR® ISR Clip

Properties					
Raw material	Halogen free, heavy metals free (RoHS) and specially stabilized thermoplastic PC blend				
Temperature range	-25°C to +120°C				
Type	Part number	<div><div>length</div><div></div><div>mm</div></div>	<div><div>height</div><div></div><div>mm</div></div>		
Ø16	4033016	35.0	25.5	4x50	3400
Ø20	4033020	40.0	30.0	4x50	2000
Ø25	4033025	46.0	34.75	4x30	1920
Ø32	4033032	53.0	41.3	30	1440

Installation guidelines: Recommended fastening space is 50cm for vertical and 40cm for horizontal installations.

They can be mounted with the use of 4mm screws and plugs. They have side slots for easy positioning to rails.

MEDISOL® PLUS ISR Coupler

Properties	
Raw material	Halogen free, heavy metals free (RoHS) and specially stabilized thermoplastic PO blend
Ingress protection	min IP65
Temperature range	-25°C to +105°C
Electrical characteristics	With electrical insulated characteristics
Resistance to flame propagating	Non flame propagating
Halogen free	No toxic or corrosive gases in case of fire
Rodent repellent	Not attractive to rodents
Antistatic Technology	Protection against static electricity
Antiscratch Technology	Protection against scratching from cable routing

Type	Part number					
Ø16	4055016	17.7	16.0	52.3	40	3040
Ø20	4055020	23.5	20.0	51.5	30	1890
Ø25	4055025	28.5	25.0	51.5	30	1440
Ø32	4055032	37.0	32.0	65.0	20	560



RAL 7035


Application Standard  
EN 61386.01

Patents protected  
1009810, EP2698792, 1010513



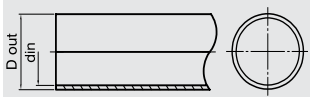
2 3 4 3 1

**SUPERSOL® PLUS** ISR Rigid conduit



**RAL 9004**  
INNER

**RAL 1023**  
OUTER



**Application Standards**  
EN 61386.21, EN 50642,  
EN 60754-2, EN 61034-2

**Reference Standard**  
NF P 98-332

**Assembled with**  
SUPERSOL PLUS Coupler (pg.60)  
SUPERSOL PLUS Clip (pg.60)  
Metal Clamp KOUVIDIS (pg.61)

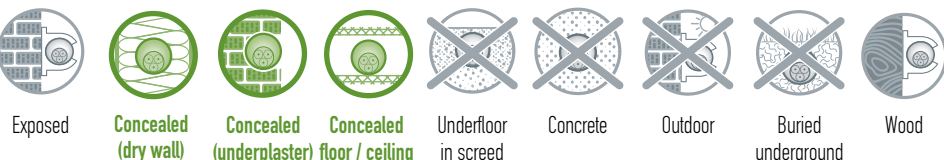
**Patents protected**  
1009810, 1009158, 1009975,  
1010513



Properties		Class
Resistance to compression	320Nt/5cm	<b>2</b>
Resistance to impact	2J (at -25°C)	<b>3</b>
Lower temperature range	-25°C	<b>4</b>
Upper temperature range	+105°C	<b>3</b>
Resistance to bending	Rigid	<b>1</b>
Electrical characteristics	With electrical insulated characteristics	2
IP ingress protection	min IP65	6 5
Resistance against corrosion	Not applicable	0
Tensile strength	None declared	0
Resistance to flame propagating	Non flame propagating	1
Suspended load capacity	None declared	0
Fire effects	None declared	0
Environmental impact	Halogen free	1

Additional properties	
Raw material	Halogen free, heavy metals free (RoHS) and specially stabilized thermoplastic PO blend
Low friction (internal layer)	Special material (Ultra slip) speeds up the routing of cables
Anti - electromagnetic technology	Absorbs a part of the electromagnetic radiation emitted by cables
Color marking	Longitudinal stripes of indelible color indicate the power of the protected cables
Halogen free	No toxic gases in case of fire
Low acidity	No corrosive gases in case of fire
Low smoke	Better visibility of escape ways
Antistatic Technology	Protection against static electricity
Antiscratch Technology	Protection against scratching from cable routing
Marking	Engraved with laser printing


**Application fields**



Type	Part number red / green	D out mm	d in mm	m	kg	m
Ø16	1028016 / 1029016	16.0	13.4	57	3.60	7410
Ø20	1028020 / 1029020	20.0	17.5	57	4.90	5016
Ø25	1028025 / 1029025	25.0	22.1	30	3.45	3300
Ø32	1028032 / 1029032	32.0	28.4	30	4.80	1920


2 3 3 3 2

**SUPERFLEX® PLUS** ISR Pliable corrugated conduit



**RAL 9004**  
INNER

**RAL 1023**  
OUTER



**Application Standards**  
EN 61386.22, EN 50642,  
EN 60754-2, EN 61034-2

**Reference Standard**  
NF P 98-332

**Assembled with**  
SUPERSOL PLUS Coupler (pg.60)  
SUPERSOL PLUS Clip (pg.60)  
Metal Clamp KOUVIDIS (pg.61)

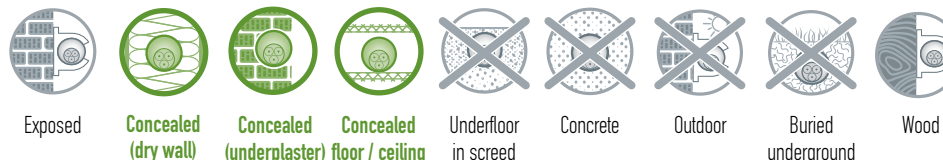
**Patents protected**  
1009810, 1009158, 1009975,  
1010513



Properties		Class
Resistance to compression	320 Nt/5cm	<b>2</b>
Resistance to impact	2J (at -15°C)	<b>3</b>
Lower temperature range	-15°C	<b>3</b>
Upper temperature range	+105°C	<b>3</b>
Resistance to bending	Pliable	<b>2</b>
Electrical characteristics	With electrical insulated characteristics	2
IP ingress protection	min IP65	6 5
Resistance against corrosion	Not applicable	0
Tensile strength	None declared	0
Resistance to flame propagating	Non flame propagating	1
Suspended load capacity	None declared	0
Fire effects	None declared	0
Environmental impact	Halogen free	1

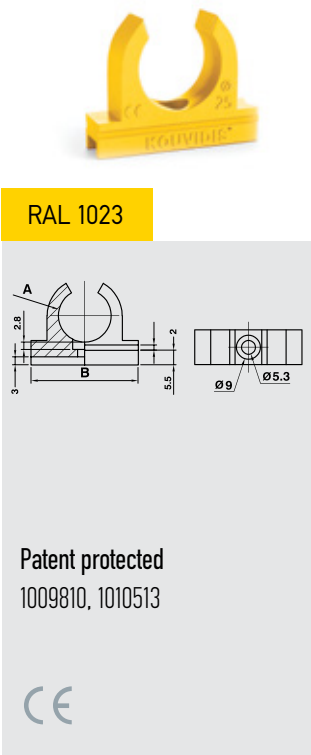
Additional properties	
Raw material	Halogen free, heavy metals free (RoHS) and specially stabilized thermoplastic PO blend
Low friction (internal layer)	Special material (Ultra slip) speeds up the routing of cables
Anti - electromagnetic technology	Absorbs a part of the electromagnetic radiation emitted by cables
Color marking	Longitudinal stripes of indelible color indicate the power of the protected cables
Halogen free	No toxic gases in case of fire
Low acidity	No corrosive gases in case of fire
Low smoke	Better visibility of escape ways
Antistatic Technology	Protection against static electricity
Antiscratch Technology	Protection against scratching from cable routing
Marking	Engraved with laser printing

**Application fields**



Type	Part number red / green	D out mm	d in mm	m	kg	m
Ø16	2053916 / 2054016	16.0	10.9	100	4.40	7000
Ø20	2053020 / 2054020	20.0	14.2	100	5.50	4400
Ø25	2053025 / 2054025	25.0	18.6	50	3.75	2500
Ø32	2053032 / 2054032	32.0	24.9	25	2.45	1500





SUPERSOL® PLUS ISR Clip

Properties	
Raw material	Halogen free, heavy metals free (RoHS) and specially stabilized thermoplastic PO blend
Protection against ingress of solid objects	min IP65
Protection against ingress of water	
Temperature range	-25°C to +105°C
Electrical characteristics	With electrical insulated characteristics
Resistance to flame propagating	Non flame propagating
Halogen free	No toxic or corrosive gases in case of fire
Antistatic Technology	Protection against static electricity
Antiscratch Technology	Protection against scratching from cable routing

Type	Part number	length mm	height mm		
Ø16	4045016	35.0	25.5	4x50	3400
Ø20	4045020	40.0	30.0	4x50	2000
Ø25	4045025	46.0	34.75	4x30	1920
Ø32	4045032	53.0	41.3	30	1440

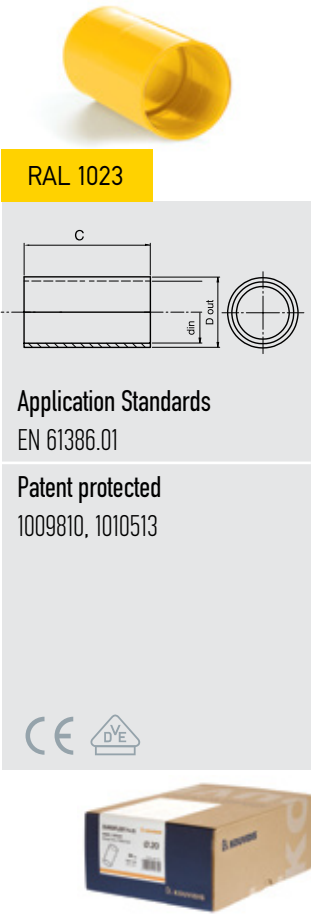
**Installation guidelines:** Recommended fastening space is 50cm for vertical and 40cm for horizontal installations.

They can be mounted with the use of 4mm screws and plugs. They have side slots for easy positioning to rails.



SUPERSOL® PLUS ISR Coupler

Properties	
Raw material	Halogen free, heavy metals free (RoHS) and specially stabilized thermoplastic PO blend
Protection against ingress of solid objects	min IP65
Protection against ingress of water	
Temperature range	-25°C to +105°C
Electrical characteristics	With electrical insulated characteristics
Resistance to flame propagating	Non flame propagating
Halogen free	No toxic or corrosive gases in case of fire
Antistatic Technology	Protection against static electricity
Antiscratch Technology	Protection against scratching from cable routing

Type	Part number			length mm		
Ø16	4042016	17.7	16.0	52.3	40	3040
Ø20	4042020	23.5	20.0	51.5	30	1890
Ø25	4042025	28.5	25.0	51.5	30	1440
Ø32	4042032	37.0	32.0	65.0	20	560



KOUVIDIS metal clamp for drywall

Properties			
Raw material		Galvanized steel, type Sendzimir (by adding aluminum in the zinc texture), which provides maximum antioxidant protection	
Type	Part number		
Ø16	6000024	108	432
Ø20	6000025	96	384
Ø25	6000026	72	288
Ø32	6000027	48	1921

**Mounting instructions:** KOUVIDIS metal clamp is suggested to be installed with the use of a hammer with head 25x25mm

The NEW specially designed metallic clamp of KOUVIDIS

provides **fast, easy and safe mounting** for the new 3layer conduits SILCOR® PLUS - SIFLEX® PLUS and SUPERSOL® PLUS and SUPERFLEX® PLUS on drywalls and chipboards.

It is produced from galvanized steel, type Sendzimir (by adding aluminum in the zinc mixture), which provides maximum antioxidant protection, high mechanical strength and durability over time.

Mounting the metal clamp is very easy, avoiding piercing; it is installed with the single use of a hammer (suggested hammer head 25x25mm). Each side has three hooks out of which the two have a special bent and thus they do not traumatize the dry wall or the wooden wall while they are penetrated into the inner body. The middle hook is vertical, providing thus the necessary strength for the clip's safe installation.

Hooks' length is designed to not surpass the width of the dry wall or wooden wall. Finally, the special notches at the side walls of KOUVIDIS metal clamp hold the conduit evenly and protect it from the hammer's blow pressure.



2 3 4 1 1



RAL 7035



Application Standard  
EN 61386.21

Assembled with  
CONDUR Bend (pg.24)  
CONDUR Coupler (pg.29)  
CONDUR Adaptor (pg.28)  
CONDUR Clip (pg.28)  
CONDUR Junction boxes (pg.26)

Patent protected  
1009810



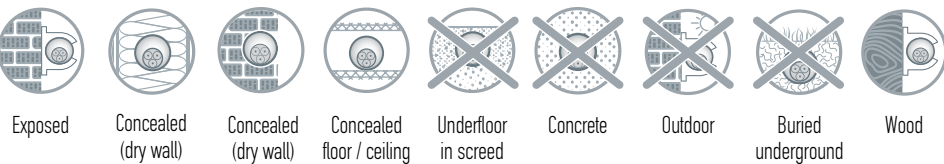
SILCOR® IAS Rigid conduit






Properties		Class
Resistance to compression	320Nt/5cm	2
Resistance to impact	2J (at -25°C)	3
Lower temperature range	-25°C	4
Upper temperature range	+60°C	1
Resistance to bending	Rigid	1
Electrical characteristics	With electrical insulated characteristics	2
IP ingress protection	min IP65	6 5
Resistance against corrosion	Not applicable	0
Tensile strength	None declared	0
Resistance to flame propagating	Non flame propagating	1
Suspended load capacity	None declared	0
Fire effects	None declared	0
Environmental impact	None declared	0

Additional properties

Raw material	Heavy metals free (RoHS), specially stabilized thermoplastic U-PVC
Antistatic Technology	Protection against static electricity
Marking	Engraved with laser printing

Application fields



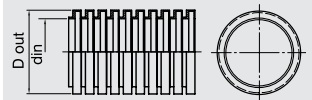
Type	Part number					
Ø16	1003016	16.0	13.8	90	6,00	7920
Ø20	1003020	20.0	17.7	60	5,40	5400
Ø25	1003025	25.0	22.5	45	5,40	3240
Ø32	1003032	32.0	29.4	30	5,10	1920



2 2 4 1 2



RAL 7035



Application Standard  
EN 61386.22

Assembled with  
CONDUR Bend (pg.24)  
CONDUR Coupler (pg.29)  
CONDUR Adaptor (pg.28)  
CONDUR Clip (pg.28)  
CONDUR Junction boxes (pg.26)

Patent protected  
1009810



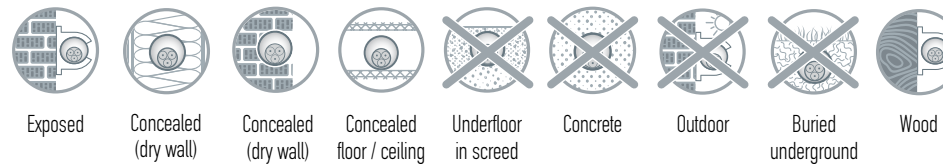
SIFLEX® IAS Pliable corrugated conduit






Properties		Class
Resistance to compression	320Nt/5cm	2
Resistance to impact	1J (at -25°C)	2
Lower temperature range	-25°C	4
Upper temperature range	+60°C	1
Resistance to bending	Pliable	2
Electrical characteristics	With electrical insulated characteristics	2
IP ingress protection	min IP65	6 5
Resistance against corrosion	Not applicable	0
Tensile strength	None declared	0
Resistance to flame propagating	Non flame propagating	1
Suspended load capacity	None declared	0
Fire effects	None declared	0
Environmental impact	None declared	0

Additional properties

Raw material	Heavy metals free (RoHS), specially stabilized thermoplastic U-PVC
Antistatic Technology	Protection against static electricity
Marking	Marked using embossed printing

Application fields



Type	Part number					
Ø16	2003916	16.0	11.0	100	4.65	7000
Ø20	2003920	20.0	14.1	100	5.60	4400
Ø25	2003925	25.0	18.5	50	3.80	2500
Ø32	2003032	32.0	24.5	25	3.20	1300
Ø40	2003040	40.0	31.4	20	3.10	880





4


# Plastic conduit systems Buried underground

Conduit systems GEONFLEX® - GEOSUB® have proved to be the most reliable choice for the electrician installer and have been used to numerous construction projects across Europe.

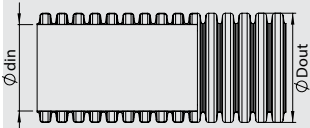




Normal type



RAL 3020 INNER	RAL 9004 OUTER
-------------------	-------------------



- Application Standard

EN 61386-24
- Reference Standard

NF P 98-332
- Assembled with

Connection coupler with hooks (pg.70)

End cap with hooks (pg.70)
- Patents protected

1009810, EP2698792, 1009158, 1010513

Red color coding protection of cables in electrical installations

Green color coding protection of cables in communication sytems

In 50m coil packaging an internal safety strap is placed on the 25<sup>m</sup> meter to keep the initial shape of the coil unchanged when its external straps are snipped off. GEONFLEX conduits come with a cable guide and two protective caps at each conduit's end.



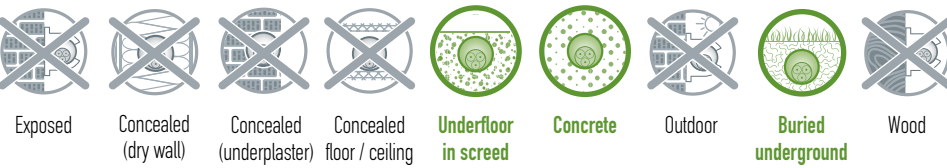
GEONFLEX® ISR






Pliable corrugated conduit / in coils

Properties	
Resistance to compression	750Nt (type 750)
Resistance to impact	Normal
Lower temperature range	-5°C
Upper temperature range	+90°C
Resistance to bending	Pliable
Electrical characteristics	With electrical insulated characteristics
IP ingress protection	IP44 (coupler connected) IP 68 (coupler bonded with KOUVIDIS sealant)
Resistance to flame propagating	Flame propagating

Additional properties	
Raw material	Halogen free, heavy metals free (RoHS) and specially stabilized thermoplastic HDPE
Ageing resistance	UV stabilized
Low friction (internal layer)	Special material (Ultra slip) speeds up the routing of cables
Rodent repellent	Not attractive to rodents (the internal layer incorporates animal repellent)
Internal guide	Cable guide with minimum tensile strength 650Nt
Color marking	Longitudinal stripes of <b>HIGH</b> thickness and indelible color indicate the power of the protected cables
Antistatic Technology	Protection against static electricity
Antiscratch Technology	Protection against scratching from cable routing
Marking	Marked using embossed printing

Application fields

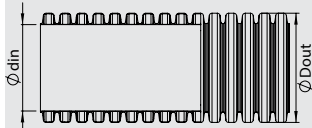


Type	Part number 25m / 50m					
Ø32	- / 2043032	32.0	24.8	- / 50m	-/5,30	-/40000
Ø40	2042040/2043040	40.0	31.0	25m/50m	4,00/7,80	26250/31500
Ø50	2042050/2043050	50.0	40.0	25m/50m	5,20/10,20	16250/21000
Ø63	2042063/2043063	63.0	49.8	25m/50m	7,00/14,50	11500/14000
Ø75	2042075/2043075	75.0	60,6	25m/50m	9,50/18,80	6250/7750
Ø90	2042090/2043090	90.0	75.3	25m/50m	14,60/29,10	3750/5500
Ø110	2042110/2043110	110.0	92.7	25m/50m	17,00/34,50	3000/4000
Ø125	2042125/2043125	125.0	105.0	25m/50m	21,50/44,50	3125/3500
Ø160	2042160 /-	160.0	136.5	25m / -	37,00 / -	1900 /-
Ø200	2042200 /-	200.0	171.1	25m / -	40,00 / -	1225 /-

Normal type



RAL 3020 INNER	RAL 9004 OUTER
-------------------	-------------------



- Application Standard

EN 61386-24
- Reference Standard

NF P 98-332,
- Assembled with

Connection coupler with hooks (pg.70)

End caps with hooks (pg.70)
- Patents protected

11009810, EP2698792, 1009158, 1010513

Red color coding protection of cables in electrical installations

Green color coding protection of cables in communication sytems



GEONFLEX® ISR






Rigid conduit / in bars

Properties	
Resistance to compression	750Nt (type 750)
Resistance to impact	Normal
Lower temperature range	-5°C
Upper temperature range	+90°C
Resistance to bending	Rigid
Electrical characteristics	With electrical insulated characteristics
IP ingress protection	IP44 (coupler connected) IP 68 (coupler bonded with KOUVIDIS sealant)
Resistance to flame propagating	Flame propagating

Additional properties	
Raw material	Halogen free, heavy metals free (RoHS) and specially stabilized thermoplastic HDPE
Ageing resistance	UV stabilized
Low friction (internal layer)	Special material (Ultra slip) speeds up the routing of cables
Rodent repellent	Not attractive to rodents (the internal layer incorporates animal repellent)
Internal guide	Cable guide with minimum tensile strength 650Nt
Color marking	Longitudinal stripes of <b>HIGH</b> thickness and indelible color indicate the power of the protected cables
Antistatic Technology	Protection against static electricity
Antiscratch Technology	Protection against scratching from cable routing
Marking	Marked using embossed printing


Application fields



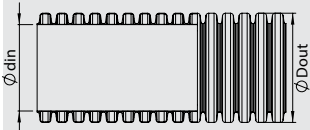
Type	Part number					
Ø75	1024075	75.0	60.0	6	3,00	10080
Ø90	1024090	90.0	74.0	6	4,50	6912
Ø110	1024110	110.0	92.0	6	5,00	4800
Ø125	1024125	125.0	104.5	6	5,50	3072
Ø160	1024160	160.0	136.0	6	9,00	2520
Ø200	1024200	200.0	167.5	6	9,70	1800
Ø250	1024250	250.0	212.0	6	16,70	960



Normal type



RAL 3020 INNER	RAL 9004 OUTER
-------------------	-------------------



Application Standard	EN 61386-24
Reference Standard	NF P98-332
Assembled with	Connection coupler with hooks (pg.70) End cap with hooks (pg.70)
Patents protected	1009810, 1009158, 1010513

Red color coding protection of cables in electrical installations

Green color coding protection of cables in communication sytems

In 50m coil packaging an internal safety strap is placed on the 25<sup>m</sup> meter to keep the initial shape of the coil unchanged when its external straps are snipped off. GEOSUB conduits come with a cable guide and two protective caps at each conduit's end.



GEOSUB®

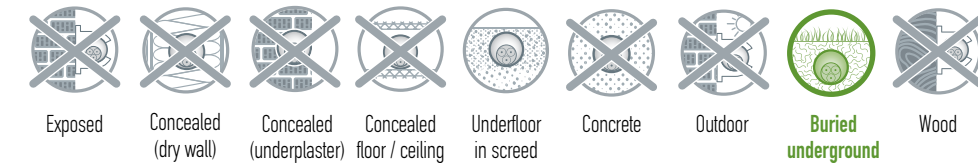
ISR






Pliable corrugated conduit / in coils

Properties	
Resistance to compression	450Nt (type 450)
Resistance to impact	Normal
Lower temperature range	-5°C
Upper temperature range	+90°C
Resistance to bending	Pliable
Electrical characteristics	With electrical insulated characteristics
IP ingress protection	IP40 (coupler connected) IP 68 (coupler bonded with KOUVIDIS sealant)
Resistance to flame propagating	Flame propagating

Additional properties	
Raw material	Halogen free, heavy metals free (RoHS) and specially stabilized thermoplastic HDPE
Ageing resistance	UV stabilized
Internal guide	Cable guide with minimum tensile strength 650Nt
Color marking	Longitudinal stripes of <b>LOW</b> thickness and indelible color indicate the power of the protected cables
Antistatic Technology	Protection against static electricity
Antiscratch Technology	Protection against scratching from cable routing
Marking	Marked using embossed printing

Application fields

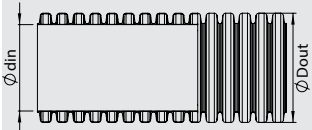


Type	Part number					
Ø32	2047032	32.0	24.8	50	5,30	40000
Ø40	2047040	40.0	31.4	50	7,30	31500
Ø50	2047050	50.0	40.5	50	8,20	21000
Ø63	2047063	63.0	50.5	50	14,50	14000
Ø75	2047075	75.0	61.5	50	15,50	10000
Ø90	2047090	90.0	76.0	50	20,25	7000
Ø110	2047110	110.0	92.7	50	29,00	4500
Ø125	2047125	125.0	106.1	50	35,50	3500
Ø160	2047160	160.0	138.4	25	25,50	1900
Ø200	2047200	200.0	171.1	25	33,00	1225

Normal type



RAL 3020 INNER	RAL 9004 OUTER
-------------------	-------------------



Application Standard	EN 61386-24
Reference Standard	NF P98-332
Assembled with	Connection coupler with hooks (pg.70) End cap with hooks (pg.70)
Patents protected	1009810, 1009158, 1010513

Red color coding protection of cables in electrical installations

Green color coding protection of cables in communication sytems



GEOSUB®

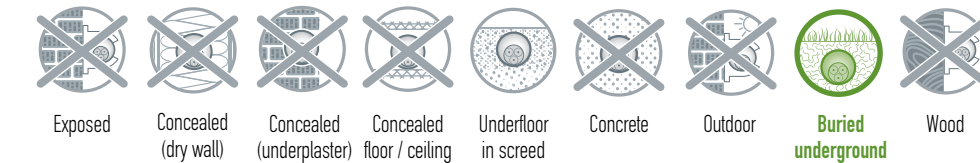
ISR






Rigid conduit / in bars

Properties	
Resistance to compression	450Nt (type 450)
Resistance to impact	Normal
Lower temperature range	-5°C
Upper temperature range	+90°C
Resistance to bending	Rigid
Electrical characteristics	With electrical insulated characteristics
IP ingress protection	IP40 (coupler connected) IP 68 (coupler bonded with KOUVIDIS sealant)
Resistance to flame propagating	Flame propagating

Additional properties	
Raw material	Halogen free, heavy metals free (RoHS) and specially stabilized thermoplastic HDPE
Ageing resistance	UV stabilized
Color marking	Longitudinal stripes of <b>LOW</b> thickness and indelible color indicate the power of the protected cables
Antistatic Technology	Protection against static electricity
Antiscratch Technology	Protection against scratching from cable routing
Marking	Marked using embossed printing

Application fields



Type	Part number					
Ø75	1022075	75.0	61.0	6	1,95	10080
Ø90	1022090	90.0	75.8	6	2,75	6912
Ø110	1022110	110.0	92.0	6	3,80	4800
Ø125	1022125	125.0	105.5	6	4,45	3072
Ø160	1022160	160.0	137.5	6	6,20	2520
Ø200	1022200	200.0	169.3	6	9,00	1800
Ø250	1022250	250.0	212.0	6	10,80	960





RAL 9004

Application Standard  
EN 61386-24





Buried underground Plastic conduit systems

Connection coupler with hooks

Properties	
Raw material	Halogen free, heavy metals free (RoHS) and specially stabilized thermoplastic HDPE
Temperature range	-5°C to +90°C
IP ingress protection	IP 40 (coupler connected to GEOSUB conduit)
	IP 44 (coupler connected to GEONFLEX conduit)
	IP 68 (coupler bonded with KOUVIDIS)
Ageing resistance	UV stabilized



They carry three perimetric internal double hooks on each side and an inner lip for the proper conduits fixing and assembling.

Type	Part number		
Ø32	6101032	12	756
Ø40	6101040	12	576
Ø50	6101050	12	192
Ø63	6101063	15	150
Ø75	6101075	15	15
Ø90	6101090	10	10
Ø110	6101110	5	5
Ø125	6101125	5	5
Ø160	6101160	2	2
Ø200	6101200	3	3

End cap with hooks

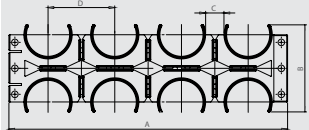
Properties	
Raw material	Halogen free, heavy metals free (RoHS) and specially stabilized thermoplastic HDPE
Ageing resistance	UV stabilized

Male end caps with perimetric double hooks for the proper protection of the internal side of conduits.

Type	Part number		
Ø32	6118032	50	2520
Ø40	6118040	40	1620
Ø50	6118050	40	720
Ø63	6118063	40	510
Ø75	6118075	35	210
Ø90	6118090	24	120
Ø110	6118110	12	80
Ø125	6118125	12	64
Ø160	6118160	10	6
Ø200	6118200	6	6



RAL 9004





Buried underground Plastic conduit systems

Spacer / 8 folded

Properties	
Raw material	Halogen free, heavy metals free (RoHS) and specially stabilized thermoplastic PP
Electrical characteristics	With electrical insulated characteristics
Resistance to flame propagating	Flame propagating
Compatibility (conduit nominal outer diameter) Ø50 Ø63 Ø75 Ø90 Ø110 Ø125 Ø160	

Spacers have two rows of support points (four support points each). They can also be easily joined, thanks to their intelligent connection system. Moreover, their special construction allows them to be easily separated in a single move, in one row or in fewer positions, depending on the requirements of the specific installation. Finally, there is sufficient support width at each position to prevent the creation of point loads on the conduits.

Type	Number of positions	Part number	A mm	B mm	C mm	D mm		
Ø50	8(4x2)	6121050	323	101	28	78	45	4500
Ø63	8(4x2)	6121063	376	116	28	91	25	2400
Ø75	8(4x2)	6121075	425	131	28	103	20	1920
Ø90	8(4x2)	6121090	484	147	28	118	72	2016
Ø110	8(4x2)	6121110	575	210	30	140	42	672
Ø125	8(4x2)	6121125	664	233	38	163	32	384
Ø160	4(2x2)	6121160	452	299	60	219	39	468

**Installation guidelines:** It is recommended that spacers should be placed at 1.5 meters intervals, so that the appropriate distance between them can be maintained.




5

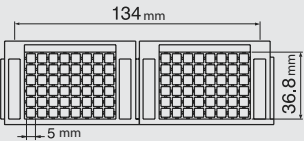
# Boxes for concealed installations







RAL 1023



Application Standards  
EN 60670-22

Patent protected  
1006882





Packaging do not contain cover plates.

MULTIBOX®

Properties

Box raw material	Heavy metals free (RoHS), specially stabilized thermoplastic HIPS (base and separator) and PO blend (cover plate)
Temperature range	-15°C to +60°C
Electrical characteristics	With electrical insulated characteristics
Resistance to flame propagating	Non flame propagating
Resistance to heat	650°C
Conduit entries	All side walls (2 at the base)
Ingress protection	IP30

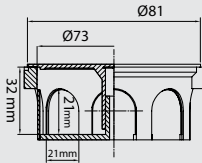
Ideal for flush mounting and cavity wall installations. It can be extended to all directions (horizontal, vertical, diagonal). All sides consist of small 5x5mm removable square knock outs permitting the entry of cable or conduits of different dimensions up to Ø35 while special separators can define different electrical circuits.

Type	Part number		
10x6	3012010	36	-
10x13	3012011	18	-
Cover plate	3112001	36	-
Separators	3012009	36	-

Assembled round Ø73



RAL 1023



Application Standards  
EN 60670-22





Packaging do not contain cover plates.

Properties

Box raw material	Heavy metals free (RoHS), specially stabilized thermoplastic HIPS (base) and PO blend (cover plate)
Temperature range	-15°C to +60°C
Electrical characteristics	With electrical insulated characteristics
Resistance to flame propagating	Non flame propagating
Resistance to heat	650°C
Conduit entries	8 up to Ø21
Ingress protection	IP2X

Ideal for flush mounting and cavity wall installations. Junction boxes can be assembled lengthwise.

Type	Part number		
Junction box	3010103	100	-
Cover plate	3211003	100	-

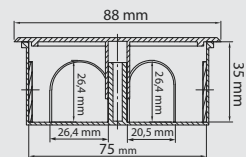


Junction boxes

Square 7,5 x 7,5



RAL 1023



Application Standards  
EN 60670-22



Packaging do not contain cover plates.

Properties

Box raw material	Heavy metals free (RoHS), specially stabilized thermoplastic HIPS (base) and PO blend (cover plate)
Temperature range	-15°C to +60°C
Electrical characteristics	With electrical insulated characteristics
Resistance to flame propagating	Non flame propagating
Resistance to heat	650°C
Conduit entries	6 up to Ø25, 2 up to Ø20
Ingress protection	IP2X

Ideal for flush mounting and cavity wall installations.

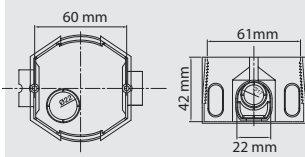
Type	Part number		
Junction box	3010105	50	-
Cover plate	3110002	50	-

Switch boxes

Multi combination gang



RAL 1023



Application Standards  
EN 60670-22



Packaging do not contain distance adaptors.

Properties

Box raw material	Heavy metals free (RoHS), specially thermoplastic PO blend
Temperature range	-15°C to +60°C
Electrical characteristics	With electrical insulated characteristics
Resistance to flame propagating	Non flame propagating
Resistance to heat	650°C
Conduit entries	7 up to Ø18 (1 of them at the base up to Ø22)
No of screws dome	2 of 15mm screw length
Ingress protection	IP2X

Ideal for flush mounting installations. Designed with serrated inner surface, to ensure perfect mechanism mounting. The special spouts allow faultless boxes alignment and the 41mm depth creates the right installation space for switches with dimmer. Standardized combination distance 71mm which can be extended to 91 with the use of distance adaptors.

Type	Part number		
Switch box	3011003	100	-
Distance adaptor	3211003	50	-



6

# Accessories for plastic pipes






Accessories

Cutting tool for plastic pipes / in one stop



Properties

Version from stable magnesium, particularly light
For one-hand operation
Ergonomically designed handles with soft grip for fast cutting in one cut
Blade retraction by spring-loaded scissor levers for easy cutting
One-hand lock for safe transport and protection of the blade
Specially hardened and specially ground wedge-shaped blade with cutting angle 150°
Chipless cutting - no chips remain in the conduit

Type	Part number	
REMS ROS PEX 28 S	6000028	1

Cutting tool for plastic pipes with automatic quick reverse



Properties

Version from stable magnesium, particularly light
For one-hand operation
Easily replaceable specially hardened blade
Durable aluminum design
Automatic and fast rewind saves time and effort
Chipless cutting - no chips remain in the conduit


Type	Part number	
REMS ROS P 35 A	6000030	1

Cutting tool for plastic pipes with automatic quick reverse



Properties


Version from stable magnesium, particularly light
For one-hand operation
Specially hardened, wedge-shaped blade for heavy, medium and light type conduits
Effortless work due to ratchet feed
Fast rewind saves time and effort
Chipless cutting - no chips remain in the conduit

Type	Part number	
REMS ROS P 63 P	6000032	1

Accessories

Replacement blades for pipe shears



Type	Part number	
Blade PEX 28 S	6000029	1
Blade P 35 A	6000031	1
Blade P 63 P	6000033	1

Adhesive & Sealant

Properties

Consistency	Paste
Cured 2mm after	18 hours
Toxic	No
Solubility in water	Insoluble
Skin over time	Approx. 10 minutes
Expansion	No
Color	White
Working temperature	+5°C to +40°C
Shelf conditions	12-18 months

Part number		
6001004	6x310ml	-

Lubricant for plastic pipes and fittings

Properties

Consistency	Paste
Solubility in water	Insoluble
Color	White
Working temperature	+15°C to +40°C
Ph value	8.5 - 9.5
Shelf conditions	+5°C to +25°C

Part number		
6001005	5kg	-



# 7

# Technical information

84	Signs Explanation
85	Product Packaging
87	European Legislation
88	European Norms
88	Ingress Protection
90	Classification Code (acc. to EN 61386.1)
92	Classification Code (acc. to EN 61386-24)
93	Installation Guide
94	Raw Materials Guide
95	Chemical Resistance
96	Application Field
98	Loading Guidelines
100	Product Index
101	Patent Degrees
102	Support
103	Contact us





SIGNS EXPLANATION

All the below mentioned signs can be found on packagings, labels and/or on the company’s technical documentation

	Min-max permanent application temperature		Low acidity (EN 60754-2)
	Voltage limit		Product is made of halogen free raw materials (EN 50642)
	Ingress protection against solid objects and water (EN 60529)		Product with up to 99,9% antimicrobial protection
	Non flame propagating product		Longitudinal stripes of indelible color indicate the power of the protected cables Red (RAL 3020) = power Green (RAL 6037) = telecommunication
	Product that propagates flame		Antistatic Technology IAS (Patent Protected 1009870)
	Product with extra UV stability		Friction Reduction at the internal wall of conduits
	Product is not an attractive food to rodents		Antiscratch Technology ISR (Patent Protected 1010513)
	Low smoke during combustion (EN 61034-2)		Anti - electromagnetic technology (Patent Protected 1009975)
	Double wall conduits loaded on a truck (m)		Packing (m/bundle)
	Packing (pieces/box)		Nominal outer diameter (mm)
	Packing (m/bar)		Nominal inner diameter(mm)
	Packing (m/coil)		

	KOUVIDIS Multilayer Pipes Technology
	Product Conformity to all requirements of relative European Directives.
	The product and its production process are inspected and approved by VDE German institute
	Certification body of Bureau Veritas

APPLICATIONS FIELDS

Exposed	Concealed floor / ceiling	Outdoor
Concealed (underplaster)	Underfloor in screed	Buried underground
Concealed (dry wall)	Concrete	Wood

**Best choice** acc. to the Manufacturer and the application needs

**Recommended** acc. to the Manufacturer and the application needs

**Not Recommended** acc. to the Manufacturer and the application needs



PRODUCT PACKAGING

All KOUVIDIS products have distinctive labelling on their packaging and are easily traceable. The color of the label indicates the type of the product (especially for single wall conduits) while the information mentioned refer to its characteristics and mechanical strengths. The color identity for each product family facilitates installer and retailer work providing easiness when storing and distributing.

Single wall conduit packaging

Rigid conduits are packed in bundles with the use of recyclable protective film with color id (blue, red and light blue colors refer to heavy, medium and light type mechanical strength respectively). Pliable conduits are packed in coils using shrink-wrapping recyclable film and six WHITE safety straps. For pliable conduits we use the same color id by coloring each label.







## Multi-technology packaging

Rigid conduits are packed in 6m bundles with the use of six safety straps. Pliable conduits are packed in coils with the use of six safety straps. For GEONFLEX N750 we use WHITE straps. For GEOSUB N450 we use BLACK straps. Each label on pliable conduits has two sides (front and back).



## Conduits intended to be buried underground

Rigid conduits are packed in 6m bundles where their label is affixed in the inside layer of the one end. Pliable conduits are packed in coils with the use of six safety straps. For GEONFLEX N750 we use WHITE straps. For GEOSUB N450 we use BLACK straps. Each label on pliable conduits has two sides (front and back).



## EUROPEAN LEGISLATION

All Product's declarations for the below mentioned Directives are available at [www.kouvidis.gr](http://www.kouvidis.gr)

### Low Voltage Directive 2014/35/EU (LVD) supersedes 2006/95/EC

LVD is applied to electrical equipment designed for the use with a voltage rating of between 50 to 1000 V for AC and between 75 and 1500 V for DC.

Electrical equipment may be placed on the market under the conditions that it has been manufactured in accordance with the safety LVD objectives, that it does not endanger the safety of persons, domestic animals or property when properly installed, maintained and used in applications for which it was made. Electrical products are presumed to conform to the safety LVD objectives when manufactured in compliance with Harmonized Standards or with the safety provisions of Electrical Equipment Commission or International Electro-technical Commission.

In order to be placed on the EU market, an established Technical Documentation and a Declaration of Conformity must be drawn up and they should be affixed with the CE Marking. When electrical equipment is subject to other Directives, apart from LVD, which also provide CE Marking, then the CE label indicates the Conformity to the requirements of those Directives. The new LVD directive keeps the same scope and safety objectives.

KOUVIDIS was the first Greek company to have had all of its products affixed with the CE marking in the Greek market at the early 1990's.

### Restriction of Hazardous Substances Directive 2015/863/EU amending Annex II to Directive 2011/65/EU (RoHS)

The RoHS 1 Directive (2002/95/EC) for the restriction of the use of certain hazardous substances in electrical and electronic equipment (commonly referred as Restriction of Hazardous Substances or RoHS) was adopted in February 2003, by the European Union and was implemented in a legislation form, on the 1st July 2006 by all Member States. RoHS2 Directive was published on 1 July 2011 in order to increase the e-waste amount that is appropriately treated, to reduce the volume that goes to disposal and to reduce the administrative burdens ensuring coherency with newer policies and legislation. The RoHS 3 (EU Directive 2015/863) adds Category 11 (catch-all) products and adds four new restricted substances - all phthalates. Category 11 products include all other electronic and electrical equipment not covered under the other categories. The expanded list for RoHS 3 is thus as follows: Lead (Pb), Mercury (Hg), Cadmium (Cd), Hexavalent Chromium (Cr

(VI)), Polybrominated biphenyls (PBB), Polybrominated diphenyls ether (PBDE), Bis(2-ethylhexyl) phthalate (DEHP), Butyl benzyl phthalate (BBP), Dibutyl phthalate (DBP), Diisobutyl phthalate (DIBP). The above mentioned substances should not be used or contained beyond the specific allowed limits which are defined by the Directive. KOUVIDIS has adopted RoHS Directive since 2006 by using heavy metals free raw materials in all of its products.

### REACH Regulation EC/1907/2006

REACH Regulation EC/1907/2006 concerns the Registration, Evaluation, Authorisation and Restriction of chemical substances. It has been valid since 2 June of 2007 and basically it improves and simplifies the past European legislation in chemicals. It concerns all chemicals and aims to ensure a high level of protection of human health and environment from the risks that can be posed by chemicals.

This Regulation also promotes the development of alternative test methods for the assessment of hazards posed by chemical substances. Chemical manufacturers and importers should identify and manage accordingly the hazards of the produced and traded in the market chemical substances. KOUVIDIS, being fully compliant with REACH regulation since 2011, designs and manufactures products for electrical applications, which, when used within their specification, shall not release any harmful substances.

### Directive 98/8/EC (BPD)

The Biocidal Products Directive was first published in 1998 and entered in force on 14 May 2000 aiming to harmonize the European market for biocidal products and their active substances, to provide a high level of protection for people, animals and environment through risk assessment, and to ensure that products are sufficiently effective against the target species. Biocidal products are any chemical substances intended to control unwanted, render harmless, and prevent the action of any harmful organism such as insects, bacteria, virus and fungi. The directive is applicable to 23 different product types relevant to the footwear and leather industries and human hygiene covering fiber, leather, rubber, and polymerized materials. The BPD can be seen as a precursor to the REACH legislation, as this followed a similar pattern of identification, assessment and authorization.

KOUVIDIS antimicrobial conduit system MEDISOL AM - MEDIFLEX AM is fully compliant with the BPD Directive.





EUROPEAN NORMS

EN 61386.01

The Standard specifies the general requirements and tests for Conduit Systems, including conduits and conduit fittings, for the protection and management of insulated conductors and/or cables in electrical installations or in communication systems up to 1000V AC and/or 1500V DC. This Standard applies to metallic, non-metallic, and composite Conduit Systems, including threaded and non-threaded entries which terminate the system. This Standard does not apply to Enclosures and Connecting Boxes which come within the scope of EN 60670.

EN 61386.21

Part 2-1 specifies the requirements for Rigid Conduit Systems. Rigid Conduits cannot be bent or bent only with the use of mechanical aids, with or with-out special treatment.

EN 61386.22

Part 2-2 specifies the requirements for Pliable Conduit Systems. Pliable Conduits can be bent by hand with reasonable force, but are not intended for frequent flexing.

EN 61386-24

This standard specifies requirements and tests for conduit systems buried underground including conduits and conduit fittings for the protection and management of insulated conductors and/or cables in electrical installations or in communication systems.

EN 50642

The European Standard EN 50642 specifies a method for the determination of the content of halogens in Cable Management System (CMS) components or products made of polymeric material(s). The determination is made by combustion and subsequent analysis of the combustion product by Ion Chromatography. This standard specifies how CMS components or products can be declared as halogen free. This European Standard is for environmental performance only.

EN 61034-1

Measurement of smoke density of cables burning under defined conditions. The standard contains test procedures and requirements. Smoke density test is combustion of an important aspect of performance evaluation, as it relates to the degree of difficulty for personnel evacuation.

EN 60754-1

The General Standard EN 60754 specifies the test methods on gases evolved during combustion of materials from cables. Part 1 specifies the apparatus and procedure for the determination of the amount of halogen acid gas, other than hydrofluoric acid, evolved during the combustion of compounds based on halogenated polymers and compounds containing halogenated additives taken from electric or optical fibre cable constructions.

EN 60754-2

Part 2 specifies the apparatus and procedure for the determination of the potential corrosivity of gases evolved during the combustion of materials taken from electric or optical fibre cable constructions by measuring the acidity (pH) and conductivity of an aqueous solution resulting from the gases evolved during the combustion.

EN 60670-1

This part of IEC 60670 Standard applies to Boxes, Enclosures and parts of enclosures for electrical accessories with a rated voltage not exceeding 1000 V AC and 1500 V DC intended for household or similar fixed electrical installations, either indoors or outdoors.

EN 60670-22

This Part specifies the particular requirements for connecting boxes, for junction(s) and tapping(s).

EN 61034-2

Measurement of smoke density of cables burning under defined conditions. The standard contains test procedures and requirements. Smoke density test is combustion of an important aspect of performance evaluation, as it relates to the degree of difficulty for personnel evacuation.

ISO 22196

ISO 22196 test method is used to evaluate the antibacterial activity of antibacterial plastic surfaces inhibiting or killing the growth of test microorganisms. The Standard describes the test procedure for Staphylococcus aureus and E.coli microorganisms. Additional pathogen bacteria like, Salmonella, Listeria monokytogenes, Pseudomonas aeruginosa, Klebsiella Pneumoniae, Lactobacilli, Streptococcus pyogenes and Legionella can also be tested by this method.



DEGREES OF PROTECTION (IP CODE)

According to EN 60529

The IP international protection code consists of two digits (e.g. IP67). The first digit stands for resistance to ingress of solid objects and dust, denominated from 0 to 6. The second digit stands for resistance against ingress of water and is denominated from 0 to 8. The IP international protection index digits are shown in the following table:

1 <sup>st</sup> Digit Protection against ingress of solid objects	IP 6 7	2 <sup>st</sup> Digit Protection against ingress of water	
IP 0X	Non protected	Non protected	IP X0
IP 1X	Protected against solid foreign objects of 50mm and greater (e.g. accidental touch by hands)	Protected against vertically falling drops of water	IP X1
IP 2X	Protected against solid foreign objects of 12.5mm and greater (e.g. contact with finger)	Protected against direct sprays of water up to 15° from vertical	IP X2
IP 3X	Protected against solid foreign objects over 2.5mm (e.g. tools, cables)	Protected against direct sprays of water up to 60° from vertical	IP X3
IP 4X	Protected against solid foreign objects over 1.0mm (e.g. thin tools, small wires)	Protected against water splashing from all directions	IP X4
IP 5X	Protected against dust (permeable only to visible particles)	Protected against low pressure jets of water from all directions	IP X5
IP 6X	Dust - tight	Protected against powerful pressure jets of water from all directions	IP X6
		Protected against the effect of immersion in water between 15cm and 1m	IP X7
		Protected against long periods of immersion in water	IP X8





CLASSIFICATION CODE FOR CONDUIT SYSTEMS

According to EN 61386.01

The classification code is made of 14 digits, according to EN 61386.01, and determines conduits main properties. The first 5 digits are the most usually displayed at marking and classify conduits according to their compression resistance, impact resistance, minimum and maximum operating temperature and bending resistance. Classification code is demonstrated on the below table:

Product example  
CONDUR® rigid conduit  
(pg 20)

Digits	Class	0	1	2	3	4	5	6	7	
1	Resistance to compression	None declared	Very light (125Nt)	Light (320Nt)	Medium (750Nt)	Heavy (1250Nt)	Very heavy (4000Nt)			4
2	Resistance to impact	None declared	Very light (0.5 kg/100 mm - 0.5J)	Light (1.0 kg/100 mm - 1J)	Medium (2.0 kg/100 mm - 2J)	Heavy (2.0 kg/300 mm - 6J)	Very heavy (6.8 kg/300 mm - 20.4J)			4
3	Lower temperature range	None declared	+5°C	-5°C	-15°C	-25°C	-45°C			4
4	Upper temperature range	None declared	+60°C	+90°C	+105°C	+120°C	+150°C	+250°C	+400°C	1
5	Resistance to bending		Rigid	Pliable	Pliable/Self recovering	Flexible				1
6	Electrical characteristics	None declared	With electrical continuity characteristics	With electrical insulating characteristics	With electrical continuity and insulating characteristics					2
7	Protection against ingress of solid objects				Solid foreign objects over 2.5mm (e.g. tools, cables)	Solid foreign objects over 1.0mm (e.g. thin tools, small wires)	Dust (permeable only to visible particles)	Dust - tight		6
8	Protection against ingress of water	None declared	Vertically falling water drops	Direct sprays of water up to 15° from vertical	Direct sprays of water up to 60° from vertical	Water splashing from all directions	Low pressure jets of water from all directions	Powerful pressure jets of water from all directions	Immersion in water between 15cm and 1m	5
9	Resistance against corrosion	Not applicable	Low protection inside and outside	Medium protection inside and outside	Medium protection inside, high protection outside	High protection inside and outside				0
10	Tensile strength	None declared	Very light	Light	Medium	Heavy	Very Heavy			0
11	Resistance to flame propagation		Non flame propagating	Flame propagating						1
12	Suspended load capacity	None declared	Very light	Light	Medium	Heavy				0
13	Fire effects	None declared								0
14	Environmental impact	None declared	Halogen free							0





## CLASSIFICATION CODE FOR CONDUIT SYSTEMS BURIED UNDERGROUND

According to EN 61386-24

The classification code for buried underground conduits is made of 2 elements according to EN 61386-24 and determines the conduit's main properties. The first element is the letter "L" or "N" which classifies the conduit according to its impact resistance whereas the second one is a three digid number 250 or 450 or 750 which classifies it according to its compression resistance. Classification code is demonstrated on the table below:

### Resistance to impact

Light Duty (L)	Normal Duty (N)
≤Ø60 – (3Kg/100mm – 3J)	≤Ø60 – (5Kg/300mm – 15J)
≤Ø90 – (3Kg/200mm – 6J)	≤Ø90 – (5Kg/400mm – 20J)
≤Ø140 – (3Kg/400mm – 12J)	≤Ø140 – (5Kg/570mm – 28J)
>Ø140 – (3Kg/500mm – 15J)	>Ø140 – (5Kg/800mm – 40J)

Example of  
GEONFLEX Ø90  
conduit

**N 750**

### Resistance to compression

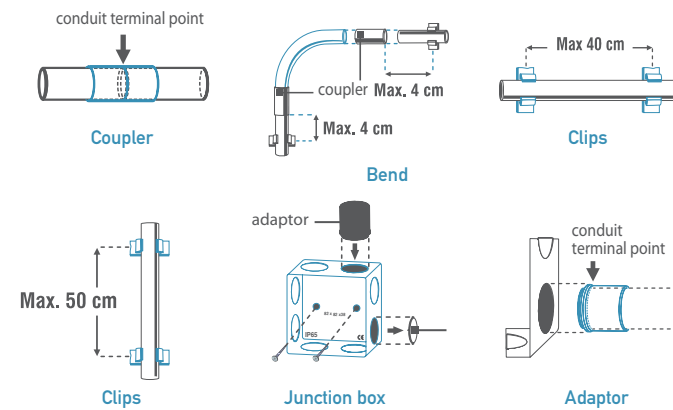
Type 250	Type 450	Type 750
≥250Nt	≥450Nt	≥750Nt



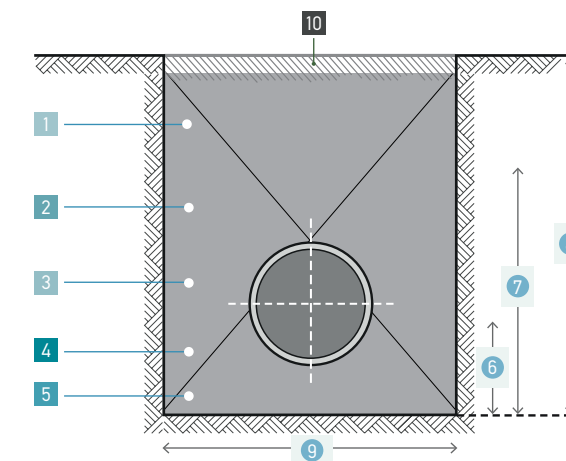
## INSTALLATION GUIDE

Below you can find the installation guidelines in order ensure an appropriate structure of your conduit systems.

### Exposed Installations



### Buried Underground Installations (acc. to EN 1610)



### Description of filling trench zones

1. Main backfill
2. Initial backfill
3. Sidefill
4. Upper bedding
5. Lower bedding
6. Depth of bedding
7. Depth of embedment
8. Trench depth
9. Trench width
10. Bottom of road construction, if any

Minimum recommended width of trench in relation to outside diameter of conduit		Minimum recommended width of trench in relation to trench depth	
Nominal Diameter (DN)	Minimum trench width (OD + Xm)	Trench Depth (m)	Minimum trench width (m)
≤ 225	OD + 0,4	< 1	No minimum width required
OD: Outside diameter		≥ 1 ≤ 1.75	0.80
		> 1.75 ≤ 4.00	0.90
		> 4.00	1.00
Conduits with outside diameter OD up to 200 mm			

More about trench dimensions, trench materials, installation, storage, laying, connection, trenching and inspection of buried underground conduit systems can be found on double wall conduits technical manual at [www.kouvidis.com](http://www.kouvidis.com)





RAW MATERIALS GUIDE

The information contained below is typical values intended for reference and comparison purposes only. They should not be used as a basis for design specifications or quality control.

PROPERTIES	PVC	PP	HDPE	HIPS	PC	PC/ABS
Temperature Resistance (°C)	- 25 +70	-30 +135	-100 +120	- -	-40 +140	- -
Impact Resistance (Kj/m²)	2.0 - 45 Kj/m²	3.0 - 30.0 Kj/m²	-	10.0 - 20.0 Kj/m²	60 - 80 Kj/m²	55 Kj/m²
Flammability UL 94	V0	V2	HB	HB	V0-V2	HB 0.85mm
Water Absorption (%) - 24 hours	0.06	0.08	0.01	0.20	0.15	0.25
Free of Halogen	No	Yes	Yes	Yes	Yes	Yes

PVC	Compatibility with many different kinds of additives - PVC can be clear or colored, rigid or flexible, formulation of the compound is the key to PVC's "added value".
PP	Rigid, opaque, good dimensional stability at high temperature and humidity conditions, difficult to process (blended to ease injection molding), tough.
HDPE	Flexible, translucent / waxy, weatherproof, good low temperature toughness, easy to process by most methods, low cost, good chemical resistance.
HIPS	Hard, rigid, brittle, low shrinkage translucent, impact strength up to 7 x PS, easy to process.
PC	Polycarbonates are strong, stiff, hard, tough, transparent engineering thermoplastics that can maintain rigidity up to 140°C and toughness down to -20°C or special grades even lower.

- PVC
- Polyvinyl chloride
- PP
- Polypropylene
- HDPE
- High density Polyethylene
- HIPS
- High impact Polystyrene
- PC
- Polycarbonate



CHEMICAL RESISTANCE

Table below is an informational guide only with general chemical characteristics of the raw materials used in KOUVIDIS products and it should not be considered as a substitute for testing under your specific conditions.

	PP		HDPE		PVC		PC		PS	
	25°C	60°C	25°C	60°C	25°C	60°C	25°C	60°C	25°C	60°C
Acetaldehyde	•	-	•	◦	-	-	•	•	-	-
Acetic Acid	•	•	•	•	•	•	◦	◦	◦	-
Acetone	•	•	•	•	-	-	-	-	-	-
Acetyl Chloride	-	-	-	-	-	-	-	-	-	-
Ammonium Chloride	•	•	•	•	•	•	•	•	•	•
Ammonium Hydroxide	•	•	•	•	•	•	-	-	•	•
Aniline	•	•	•	•	-	-	-	-	-	-
Benzene	•	◦	•	•	-	-	-	-	-	-
Benzoic Acid	•	•	•	•	•	•	-	-	•	•
Boric acid (10%)	•	•	•	•	•	•	•	•	•	•
Bromine Gas	-	-	◦	-	◦	◦	◦	-	-	-
Bromine Water	-	-	◦	-	•	◦	◦	-	-	-
Butyl Alcohol	•	•	•	•	•	•	•	◦	•	•
Calcium Hydroxide		•	•	•	•	•	-	-	•	•
Carbon Disulphide	-	-	-	-	-	-	-	-	-	-
Carbon Tetrachloride	◦	-	◦	◦	◦	-	◦	-	-	-
Chlorine Water	◦	◦	-	-	•	◦	•	◦	-	-
Chlorinated Gas	-	-	◦	-	-	-	•	•	-	-
Citric Acid	•	•	•	•	•	•	•	•	•	•
Cyclohexanol	◦	-	•	•	•	-	•	◦	-	-
Diethylene Glycol	•	•	•	•	◦	-	•	◦	•	•
Diethyl Ether	•	-	◦	-	◦		-	-	-	-
Dioxin	•	◦	•	•	-	-	-	-	-	-
Diesel Oil	•	•	•	•	•	•	•	-	◦	-
Ethylene Chloride	◦	-	-	-	-	-	-	-	-	-
Ethylene Oxide GAS	◦	◦	◦	◦	-	-	◦	-	N	N
Fluorine GAS	-	-	-	-	-	-	◦	◦	N	N
Formic Acid	•	•	•	•	•	◦	-	-	◦	-
Glycerin	•	•	•	•	•	•	•	•	•	•
Hydrochloric Acid (30%)	•	•	•	•	•	•	-	-	•	◦
Hydrofluoric Acid (25%)	•	•	•	•	•	•	-	-	-	-
Hydrogen	•	•	•	•	•	•	•	•	•	•
Hexane	•	◦	•	-	•	-	◦	-	-	-
Methyl Alcohol	•	•	•	•	•	◦	•	◦	•	◦
Mineral oil	•	◦	•	•	•	•	•	•	•	•
Nitric Acid (<25%)	•	•	•	•	•	•	•	•	◦	◦
Oxalic Acid	•	◦	•	•	•	•	•	•	•	-
Petroleum	•	◦	•	•	•	◦	•	◦	-	-
Phosphoric Acid (50%)	•	•	•	•	•	•	•	•	•	•
Seawater	•	•	•	•	•	•	•	-	•	•
Sodium Chloride	•	•	•	•	•	•	-	-	•	•
Sulfuric Acid (<10%)	•	•	•	•	•	•	•	•	•	◦
Sulfuric Acid (<90%)	◦	◦	◦	◦	-	-	-	-	-	-
Toluene	◦	-	◦	-	-	-	-	-	-	-
Vegetable Oil	•	•	•	◦	•	•	•	•	•	•
Xylene	◦	◦	◦	◦	-	-	-	-	-	-

- = Resistant against chemical attack
- = Limited Resistant against chemical attack
- = Poor resistance, not recommended
- N = No Data available



		HEAVY TYPE				MEDIUM TYPE										LIGHT TYPE				UNDERGROUND NETWORK					
		CONDUR®	CONFLEX®	CONDUR® HF	CONFLEX® HF	DUROSOL® PLUS	DUROFLEX® PLUS	MEDISOL® PLUS	MEDIFLEX® PLUS	MEDISOL® HF	MEDIFLEX® HF		MEDISOL® AM	MEDIFLEX® AM	MEDISOL®	MEDIFLEX®	SILCOR® PLUS*	SILEX® PLUS*	SILCOR®	SIFLEX®	GEONFLEX®	GEONFLEX® bar	GEOSUB®	GEOSUB® bar	
CLASSIFICATION		44411	44412	44441	44442	33431	33332	33431	33332	34441	33442		33411	33412	33411	33412	23431	23332	23411	22412	N750	N750	N450	N450	
TECHNOLOGIES	Halogen free	–	–	✓	✓	✓	✓	✓	✓	✓	✓		–	–	–	–	✓	✓	–	–	✓	✓	✓	✓	
	Low smoke	–	–	–	–	–	✓	–	✓	–	–		–	–	–	–	✓	✓	–	–	–	–	–	–	
	Low acidity	–	–	✓	✓	✓	✓	✓	✓	✓	✓		–	–	–	–	✓	✓	–	–	–	–	–	–	
	Antimicrobial	–	–	–	–	–	–	–	–	–	–		✓	✓	–	–	–	–	–	–	–	–	–	–	
	Anti - electromagnetic	–	–	–	–	–	–	✓	✓	–	–		–	–	–	–	✓	✓	–	–	–	–	–	–	
	Low friction	–	–	–	–	✓	✓	✓	✓	–	–		–	–	–	–	✓	✓	–	–	✓	✓	–	–	
	UV Stability	✓	✓	✓	✓	✓	✓	✓	✓	✓	✓		✓	✓	✓	✓	–	–	–	–	✓	✓	✓	✓	
	Anti-Rodent	✓	✓	✓	✓	✓	✓	✓	✓	–	–		✓	✓	–	–	–	–	–	–	✓	✓	–	–	
	Internal guide	–	–	–	–	–	✓	–	✓	–	–		–	–	–	–	–	–	–	–	✓	–	✓	–	
	Color marking	–	–	–	–	✓	✓	–	–	–	–		–	–	–	–	–	–	–	–	✓	✓	✓	✓	
SPECIFICATIONS		Material	U-PVC	U-PVC	PC	PC	PO Blend	PO Blend	PO Blend	PO Blend	PC Blend	PC Blend		U-PVC	U-PVC	U-PVC	U-PVC	PO Blend	PO Blend	U-PVC	U-PVC	HDPE	HDPE	HDPE	HDPE
		Compression strength	>1250Nt	>1250Nt	>1250Nt	>1250Nt	>750Nt	>750Nt	>750Nt	>750Nt	>750Nt	>750Nt		>750Nt	>750Nt	>750Nt	>750Nt	>320Nt	>320Nt	>320Nt	>320Nt	Type 750	Type 750	Type 450	Type 450
		Impact strength	6J	6J	6J	6J	2J	2J	2J	2J	6J	6J		2J	2J	2J	2J	2J	2J	2J	1J	Normal	Normal	Normal	Normal
		Minimum temperature (°C)	-25	-25	-25	-25	-25	-15	-25	-15	-25	-25		-25	-25	-25	-25	-25	-15	-25	-25	-5	-5	-5	-5
		Max temperature (°C)	60	60	120	120	105	105	105	105	120	120		60	60	60	60	105	105	60	60	90	90	90	90
Resistance to flame propagation		Non flame propagating				Non flame propagating										Non flame propagating				Flame propagating					
Ingress Protection		min IP65	min IP65	min IP65	min IP65	min IP65	min IP65	min IP65	min IP65	min IP65	min IP65		min IP65	min IP65	min IP65	min IP65	min IP65	min IP65	min IP65	min IP65	min IP65	IP44/IP68*	IP44/IP68*	IP40/IP68*	IP40/IP68*
Resistance to bending		Rigid	Pliable	Rigid	Pliable	Rigid	Pliable	Rigid	Pliable	Rigid	Pliable		Rigid	Pliable	Rigid	Pliable	Rigid	Pliable	Rigid	Pliable	Pliable	Rigid	Pliable	Rigid	
Diameters		Ø16-Ø63	Ø16-Ø63	Ø16-Ø40	Ø16-Ø40	Ø16-Ø32	Ø16-Ø32	Ø16-Ø32	Ø16-Ø32	Ø16-Ø40	Ø16-Ø40		Ø16-Ø63	Ø16-Ø63	Ø16-Ø63	Ø16-Ø63	Ø16-Ø32	Ø16-Ø32	Ø16-Ø32	Ø16-Ø40	Ø32-Ø200	Ø75-Ø250	Ø32-Ø200	Ø75-Ø250	
Certifications		CE-VDE	CE-VDE	CE-VDE	CE-VDE	CE-VDE	CE-VDE	CE-VDE	CE-VDE	CE	CE		CE-BIOCOTE	CE-BIOCOTE	CE-VDE	CE-VDE	CE-VDE	CE-VDE	CE-VDE	CE-VDE	CE-VDE	CE-VDE	CE-VDE	CE-VDE	
INSTALLATION FIELDS		Exposed	○	○	•	•	•	•	•	○	○		○	○	○	○	○	○	○	○	○	–	–	–	–
		Concealed (dry walls)	○	○	○	○	○	○	○	○	○		○	○	○	○	•	•	○	○	○	–	–	–	–
		Concealed (underplaster)	○	○	–	–	○	○	○	○	–		○	○	○	○	•	•	○	○	○	–	–	–	–
		Concealed (floor,ceilings)	○	○	○	○	○	○	○	○	○		○	○	○	○	•	•	○	○	○	–	–	–	–
		Underfloor in screed	○	○	–	–	•	•	•	•	–		○	○	•	•	–	–	–	–	–	•	•	○	○
		Concrete	•	•	–	–	•	•	•	•	–		○	○	•	•	–	–	–	–	–	•	•	–	–
		Outdoor	•	•	○	○	•	•	○	○	○		○	○	○	○	–	–	–	–	–	–	–	–	–
		Buried underground	○	○	○	○	○	○	○	○	○		○	○	○	○	–	–	–	–	–	•	•	•	•
		Wood	•	•	○	○	•	•	○	○	○		○	○	○	○	○	○	○	○	○	–	–	–	–
Page		20	21	22	23	32	33	38	39	40	41		44	45	50	51	54	55	62	63	66	67	68	69	

TECHNOLOGIES EXPLANATION

**Halogen free** conduits acc. to EN 50642

**Low smoke** density of conduits burning acc. to EN 61034-2

**Low acidity** of gas content during combustion acc. to EN 60754-2

**Antimicrobial protection** on plastics acc. to ISO 22196

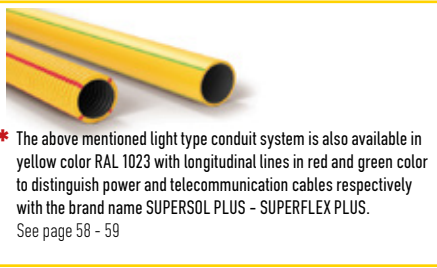
**UV stability** after testing in real and artificial (acc. to EN ISO 4892-2) weathering conditions

**Anti-electromagnetic technology** which absorbs part of the electromagnetic radiation emitted by the cables

**Low friction** in the internal layer of the conduit acc. to IEC/TR 62470

**Anti-rodent technology** which repels rodents (European Patent EP2698792)

**Color marking** with longitudinal stripes, of indelible color, for identification between power and telecommunication cables



\* The above mentioned light type conduit system is also available in yellow color RAL 1023 with longitudinal lines in red and green color to distinguish power and telecommunication cables respectively with the brand name SUPERSOL PLUS - SUPERFLEX PLUS.  
See page 58 - 59

\*IP68 when the pipe is bonded to its coupler with the use of KOUVIDIS sealant

SPECIFICATIONS EXPLANATION

**CLASSIFICATION** for cable protection conduit systems is according to EN 61386.01 and EN 61386.24

**Materials** are specially stabilized heavy metals free (RoHs) thermoplastics

**Compression strength** for cable protection conduit systems refers to resistance to compression (EN 61386.01)

**Impact strength** for cable protection conduit systems refers to resistance to impact (EN 61386.01)

**Ingress protection** for cable protection conduit systems refers to protection against solid objects and water (EN 60529)

**Diameters** refer to pipe's outside diameters

- Recommended
- Not recommended
- Best choice acc. to the manufacturer

The above Installation fields are only recommendations due to the technical specifications of KOUVIDIS products. National or local restrictions and prohibitions must always be considered.











LOADING GUIDELINES

Means of loading

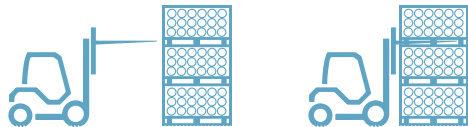
At the below table you can find the maximum loading conditions regarding the pallets and the means of transportation that KOUVIDIS uses for deliveries abroad:

	 (m) 3,00 x 1,15 x 0,80m	left space		 (m) 1,10 x 1,20 x 2,20m	left space		 (m) 1,10 x 1,20 x 2,50m	left space		 (pcs) 1,20 x 0,80 x 2,20	left space		 (pcs) 1,20 x 0,80 x 2,50	left space	
		m <sup>2</sup>	m <sup>3</sup>		m <sup>2</sup>	m <sup>3</sup>		m <sup>2</sup>	m <sup>3</sup>		m <sup>2</sup>	m <sup>3</sup>		m <sup>2</sup>	m <sup>3</sup>
 20' DC	6	6,68	18,51	10	-	-	-	-	-	11	2,79	6,56	-	-	-
 40' HC	18	7,57	26,72	-	-	-	20	1,87	11,72	-	-	-	25	4,27	17,60
 13.6m	24	5,72	23,76	-	-	-	22	4,28	18,85	-	-	-	32	2,60	14,73

Loading 3m conduits

In regards to the loading of conduit pallets the following information should be considered in order to secure the safety of the people and the products. There are two ways to lift and store/load the conduits pallets:

1. You can lift the pallet from the one side by placing the forks along the middle wooden frame. Ensure that the forks are fully under the pallet before lifting.



2. You can lift the pallet from its edge by placing the forks in the pallet's openings. In this case you will need larger pallet forks with minimum length 1.70m. Ensure that the forks are fully under the pallet laying under the first two wooden frames before lifting.



The below table depicts the maximum loading capacity (m) of double wall pipes GEONFLEX® & GEOSUB® in different means of transportation.

PRODUCT	Part Number	Coils/ bundles (m)	Truck (13,6 m)	Container 20t (m)	Container 40t HC (m)
GEONFLEX® N750 in coils (pg. 66)	2042040	25	26250	8750	21250
	2042050	25	16250	5700	13000
	2042063	25	11500	4000	9300
	2042075	25	6250	2100	4800
	2042090	25	3750	1200	2900
	2042110	25	3000	1000	2300
	2042125	25	3125	1125	2500
	2042160	25	1900	525	1375
	2042200	25	1225	450	1050
	2043032	50	40000	14600	33700
	2043040	50	31500	10000	24000
	2043050	50	21000	7000	16500
	2043063	50	14000	4750	11000
	2043075	50	7750	2500	6000
	2043090	50	5500	1750	4000
	2043110	50	4000	1250	3000
	2043125	50	3500	1200	2750
GEONFLEX® N750 in bars (pg. 67)	1024075	6	10080	-	-
	1024090	6	6912	-	-
	1024110	6	4800	-	-
	1024125	6	3072	-	-
	1024160	6	2520	-	-
	1024200	6	1800	-	-
GEOSUB® N450 in coils (pg. 68)	1024250	6	960	-	-
	2047032	50	40000	14600	33700
	2047040	50	31500	10000	24000
	2047050	50	21000	7000	16500
	2047063	50	14000	4750	11000
	2047075	50	10000	3250	8000
	2047090	50	7000	2000	5500
	2047110	50	4500	1500	3500
	2047125	50	3500	1000	2750
	2047160	25	1900	525	1375
GEOSUB® N450 in bars (pg. 69)	2047200	25	1225	450	1050
	1022075	6	10080	-	-
	1022090	6	6912	-	-
	1022110	6	4800	-	-
	1022125	6	3072	-	-
	1022160	6	2520	-	-
	1022200	6	1800	-	-
	1022250	6	960	-	-





PRODUCT INDEX

Product name	Part No	Page	Product name	Part No	Page
ASSEMBLED ROUND junction box	3010103	75	KOUVIDIS metal clip	60000XX	61
CONDUR	10210XX	20	MEDIFLEX	2002XXX	51
CONDUR adaptor	40360XX	28	MEDIFLEX AM	20441XX	45
CONDUR bend	40380XX	24	MEDIFLEX HF	20050XX	41
CONDUR boxes with grommets	30180XX	26	MEDIFLEX PLUS	20520XX	39
CONDUR boxes with seals	30130XX	26	MEDISOL	10020XX	50
CONDUR boxes without seals	30220XX	26	MEDISOL AM	10441XX	44
CONDUR clip	40330XX	28	MEDISOL AM adaptor	40440XX	48
CONDUR coupler	40310XX	29	MEDISOL AM bend	43441XX	46
CONDUR HF	10040XX	22	MEDISOL AM clip	41440XX	48
CONDUR HF bend	40130XX	25	MEDISOL AM coupler	42440XX	49
CONFLEX	20410XX	21	MEDISOL AM junction box	30440XX	47
CONFLEX HF	20040XX	23	MEDISOL HF	10050XX	40
CONNECTION coupler	6101XXX	70	MEDISOL PLUS	10270XX	38
DUROFLEX PLUS	20500XX/20510XX	33	MEDISOL PLUS coupler	40550XX	43/57
DUROSOL PLUS	10300XX/10310XX	32	MULTI COMBINATION GANG	3011003	77
DUROSOL PLUS adaptor	40510XX	36	MULTIBOX	301200X	74
DUROSOL PLUS clip	40490XX	36	Professional cutting tools	60000XX	76
DUROSOL PLUS coupler	40470XX	37	SIFLEX	2003XXX	63
DUROSOL PLUS junction box	30250XX	35	SIFLEX PLUS	20650XX	55
END CAP WITH HOOKS	6118XXX	70	SILCOR	10030XX	62
GEONFLEX 25m	2042XXX/2045XXX	66	SILCOR PLUS	10450XX	54
GEONFLEX 50m	2043XXX/2046XXX	66	SPACERS	6121XXX	71
GEONFLEX bar	1024XXX/1026XXX	67	SQUARE junction box	3010105	76
GEOSUB (in bars)	1022XXX/1023XXX	69	SUPERFLEX PLUS	20530XX/20540XX	59
GEOSUB (in coils)	2047XXX/2048XXX	68	SUPERSOL PLUS	10280XX/10290XX	58
KOUVIDIS ADHESIVE	6001004	81	SUPERSOL PLUS clip	40270XX	60
KOUVIDIS LUBRICANT	6001005	81	SUPERSOL PLUS coupler	40420XX	60



PATENT DEGREES (FOR CABLE PROTECTION PRODUCTS)

Anti-rodent protection	<b>No Patent EP2698792</b> KOUVIDIS has developed a series of plastic piping systems with anti-rodent protection which acts as repellent to rodents in order to maximize safety in electrical installations from potential animal attacks.
Anti-electromagnetic technology	<b>No Patent 1009975</b> This is an innovative technology which absorbs part of the electromagnetic radiation originating from cabling, while the interference created between circuits (weak and strong currents) is minimized. KOUVIDIS is the 1st Greek manufacturer that developed the anti-electromagnetic technology.
Anti-microbial technology	<b>No Patent 1007372</b> KOUVIDIS has designed plastic conduit systems with antimicrobial technology exclusively to cover sensitive areas where hygiene is top priority. This anti-microbial protection can ensure a reduction of up to 99% of the most dangerous pathogenic microbes (MRSA, E-coli) within 24 hours.
Color marking for electrical and telecommunication systems	<b>No Patent 1009158</b> The color identification of KOUVIDIS conduits follow the rules set by the Standard NF P 98-332 which specifies the pipeline coloring according to the application field and the minimum distances buried pipes should have between each other. Red color indicates power cables whereas green color indicates telecommunication cables.
Double wall conduits in small diameters	<b>No Patent 1009144</b> KOUVIDIS managed to apply its manufacturing know-how on double structured wall conduits in smaller diameters of Ø25 and Ø32 and became the first company in Europe daring such an investment.
Antistatic Technology	<b>No Patent 1009810</b> In order to ensure maximum safety for both the installer and the electrical installation, KOUVIDIS developed a special additive with multiple active substances, to protect against static electricity, offering an additional safety shield against this phenomenon.
Anti-scratch technology	<b>No Patent 1010513S</b> Anti-scratch technology minimizes the wear at the inner layer of the conduits. This makes the electrical installation safer by securing that the mechanical strength of the conduits remains untouched, while at the same time, the low friction coefficient is essentially enhanced.





## Support



### Technical support

You can contact KOUVIDIS Technical Support department at +30 2810 831 500 daily from Monday to Friday 8 am to 4 pm Eastern Time. Our highly trained people can offer responsible technical support for any interested person, professional or individual, for the right and safe use of our products.



### Documentation

Learn more about the properties and the proper installation of our plastic conduit systems through our technical manuals that are available, free of charge, at our's retailers stores that belong at our authorized network. Alternatively, you can download it directly from our website [www.kouvidis.com](http://www.kouvidis.com) or we can arrange to send it at your place (just contact us at +30 2810 831 500 daily from Monday to Friday 8 am to 4 pm Eastern time).



### Web

The whole content of this Catalogue together along our product and company certificates and our technical manuals are available on our company's website [www.kouvidis.com](http://www.kouvidis.com).

## Contact us



● **EMM. KOUVIDIS SA**  
PLANT & HEADQUARTERS  
VIOPA Tylissos 715 00 Heraklion, Crete, Greece



■ DISTRIBUTION CENTER IN ATHENS  
Lofos Kyrillou, Attiki Odos,  
Aspropyrgos Interchange, Exit 4,19300



■ DISTRIBUTION CENTER IN THESSALONIKI  
12 km National Road  
Thessaloniki - Katerini, 574 00, Sindos



▲ **EMM. KOUVIDIS (CYPRUS) LTD**  
SUBSIDIARY COMPANY (PLANT & OFFICES)  
Aigaiou, Nisou, Dali Industrial zone 2571



■ DISTRIBUTION CENTER IN CYPRUS  
EMM. KOUVIDIS (PORTUGAL) LDA  
2, Kykladon Str., Latsia Industrial zone, Nicosia 2234



▲ **EMM. KOUVIDIS (PORTUGAL) LDA**  
SUBSIDIARY COMPANY (WAREHOUSE & OFFICES)  
Avenida Nossa Senhora da Nazaré S/N,  
2445-705, Martingança, Portugal




▲ **EMM. KOUVIDIS DEUTSCHLAND GmbH**  
SUBSIDIARY COMPANY (OFFICES)  
Heidenkampsweg 58, 20097, Hamburg, Germany



**+30 2810 831500**

You can contact KOUVIDIS Technical Support Department daily from Monday to Friday 8am to 4pm Eastern time.





KOUVIDIS has always been committed to providing correct and reliable information to the engineer/designer. This Catalogue is a useful technical guide to the company's plastic conduit systems for electrical installation. It is considered useful to make a brief reference to the legal framework covering these products. For this reason, there are also references to control Standards, so that the user may quickly and safely select the appropriate product for each use. It is obvious that the information provided in this manual does not in any case substitute the content of the Standards or any other documents to which it refers. It is understood that the user must always check if the products are fit for purpose. In any case, you may consult our company's experts before each use.





EMM. KOUVIDIS SA  
Manufacturer of plastic piping systems

VIO.PA Tylissos 715 00 Heraklion, Crete, Greece  
T: +30 2810 831500, F: +30 2810 831502  
E: [info@kouvidis.gr](mailto:info@kouvidis.gr)

[www.kouvidis.com](http://www.kouvidis.com)

