


# PRICE LIST

04. 2024

EN



PLASTIC CONDUITS SYSTEMS

Cable protection  
Drainage

## PLASTIC CONDUITS SYSTEMS

NEW PRODUCTS 6-7

NEW PACKAGING 8-9

## CABLE PROTECTION

1 HEAVY TYPE 10

2 MEDIUM TYPE 14

3 LIGHT TYPE 24

4 BURIED UNDERGROUND NETWORKS 30

5 BOXES FOR CONCEALED TYPE INSTALLATIONS 34

6 PROFESSIONAL CUTTING TOOLS 36

## DRAINAGE

7 GROUND DRAINAGE 38

INFO 42

?

# which conduit fits to your needs



## CABLE PROTECTION

## DRAINAGE SYSTEMS

### PLASTIC CONDUIT SYSTEMS

	Heavy type				Medium type								Light type				Underground network				DRAINAGE SYSTEMS				
	CONDUR®	CONFLEX®	CONDUR® HF	CONFLEX® HF	DUROSOL® PLUS	DUROFLEX® PLUS	MEDISOL® PLUS	MEDIFLEX® PLUS	MEDISOL® AM	MEDIFLEX® AM	MEDISOL®	MEDIFLEX®	SUPERSOL® PLUS	SUPERFLEX® PLUS	SILCOR®	SIFLEX®	GEONFLEX®	GEONFLEX® bar	GEOSUB®	GEOSUB® bar	GEODRAIN® bar	GEODRAIN®	GEODRAIN® PLUS bar	GEODRAIN® PLUS	
CLASSIFICATION	44411	44412	44441	44442	33431	33332	33431	33332	33411	33412	33411	33412	23431	23332	23411	22412	N750	N750	N450	N450	SN4/SN8	SN4	SN4/SN8	SN4	
TECHNOLOGIES	Halogen free	-	-	✓	✓	✓	✓	✓	-	-	-	-	✓	✓	-	-	✓	✓	✓	✓	✓	✓	✓	✓	
	Low smoke	-	-	-	-	-	✓	-	✓	-	-	-	✓	✓	-	-	-	-	-	-	-	-	-	-	
	Low acidity	-	-	✓	✓	✓	✓	✓	✓	-	-	-	✓	✓	-	-	-	-	-	-	-	-	-	-	
	Antimicrobial	-	-	-	-	-	-	-	✓	✓	-	-	-	-	-	-	-	-	-	-	-	-	-	-	
	Anti - electromagnetic	-	-	-	-	-	-	✓	✓	-	-	-	-	✓	✓	-	-	-	-	-	-	-	-	-	
	Low friction	-	-	-	-	✓	✓	✓	✓	-	-	-	-	✓	✓	-	-	✓	✓	-	-	-	-	-	
	UV Stability	✓	✓	✓	✓	✓	✓	✓	✓	✓	✓	✓	✓	-	-	-	-	✓	✓	✓	✓	✓	✓	✓	
	Anti-Rodent	✓	✓	✓	✓	✓	✓	✓	✓	✓	✓	-	-	-	-	-	-	✓	✓	-	-	-	-	-	
	Color marking	-	-	-	-	✓	✓	-	-	-	-	-	-	✓	✓	-	-	✓	✓	✓	✓	✓	✓	✓	
	SPECIFICATIONS	Material	U-PVC	U-PVC	PC	PC	PO Blend	PO Blend	PO Blend	PO Blend	U-PVC	U-PVC	U-PVC	U-PVC	PO Blend	PO Blend	U-PVC	U-PVC	HDPE	HDPE	HDPE	HDPE	HDPE	HDPE	HDPE
Compression strength		>1250Nt	>1250Nt	>1250Nt	>1250Nt	>750Nt	>750Nt	>750Nt	>750Nt	>750Nt	>750Nt	>750Nt	>750Nt	>320Nt	>320Nt	>320Nt	>320Nt	Type 750	Type 750	Type 450	Type 450	SN4/SN8	SN4	SN4/SN8	SN4
Impact strength		6J	6J	6J	6J	2J	2J	2J	2J	2J	2J	2J	2J	2J	2J	2J	1J	Normal	Normal	Normal	Normal	-	-	-	-
Minimum temperature (°C)		-25	-25	-25	-25	-25	-15	-25	-15	-25	-25	-25	-25	-25	-15	-25	-25	-5	-5	-5	-5	-5	-5	-5	-5
Max temperature (°C)		60	60	120	120	105	105	105	105	60	60	60	60	105	105	60	60	90	90	90	90	90	90	90	90
Resistance to flame propagation		Non flame propagating				Non flame propagating								Non flame propagating				Flame propagating				Not declared			
Ingress Protection		min IP65	min IP65	min IP65	min IP65	min IP65	min IP65	min IP65	min IP65	min IP65	min IP65	min IP65	min IP65	min IP65	min IP65	min IP65	min IP65	IP44/IP68*	IP44/IP68*	IP40/IP68*	IP40/IP68*	-	-	-	-
Resistance to bending		Rigid	Pliable	Rigid	Pliable	Rigid	Pliable	Rigid	Pliable	Rigid	Pliable	Rigid	Pliable	Rigid	Pliable	Rigid	Pliable	Pliable	Rigid	Pliable	Rigid	Rigid	Pliable	Pliable	Pliable
Diameters		Ø16-Ø63	Ø16-Ø63	Ø16-Ø40	Ø16-Ø40	Ø16-Ø32	Ø16-Ø32	Ø16-Ø32	Ø16-Ø32	Ø16-Ø63	Ø16-Ø63	Ø16-Ø63	Ø16-Ø63	Ø16-Ø32	Ø16-Ø32	Ø16-Ø32	Ø16-Ø40	Ø32-Ø200	Ø75-Ø250	Ø32-Ø200	Ø75-Ø250	OD110-OD200	OD63-OD200	OD110-OD200	OD63-OD200
Certifications		CE-VDE	CE-VDE	CE-VDE	CE-VDE	CE-VDE	CE-VDE	CE-VDE	CE-VDE	CE	CE	CE-VDE	CE-VDE	CE-VDE	CE-VDE	CE-VDE	CE-VDE	CE-VDE	CE-VDE	CE-VDE	CE-VDE	CE-VDE	CE-VDE	CE-VDE	CE-VDE
INSTALLATION FIELDS	Exposed	○	○	●	●	●	●	●	○	○	○	○	-	-	○	○	-	-	-	-	-	-	-	-	
	Concealed (dry walls)	○	○	○	○	○	○	○	○	○	○	○	○	●	●	○	○	-	-	-	-	-	-	-	
	Concealed (underplaster)	○	○	-	-	○	○	○	○	○	○	○	○	●	●	○	○	-	-	-	-	-	-	-	
	Concealed (floor, ceilings)	○	○	○	○	○	○	○	○	○	○	○	○	●	●	○	○	-	-	-	-	-	-	-	
	Underfloor in screed	○	○	-	-	●	●	●	●	○	○	●	●	-	-	-	-	●	●	○	○	-	-	-	
	Concrete	●	●	-	-	●	●	●	●	○	○	●	●	-	-	-	-	●	●	-	-	-	-	-	
	Outdoor	●	●	○	○	●	●	○	○	○	○	○	○	-	-	-	-	-	-	-	-	-	-	-	
	Buried underground	○	○	○	○	○	○	○	○	○	○	○	○	-	-	-	-	●	●	●	●	-	-	-	
	Wood	●	●	○	○	●	●	○	○	○	○	○	○	○	○	○	○	-	-	-	-	-	-	-	
	Discharge stormwater	-	-	-	-	-	-	-	-	-	-	-	-	-	-	-	-	-	-	-	-	-	-	-	
Wastewater disposal	-	-	-	-	-	-	-	-	-	-	-	-	-	-	-	-	-	-	-	-	-	-	-		
Agricultural drainage	○	○	●	●	○	○	○	○	○	○	○	○	○	○	○	○	○	○	○	○	○	○	○		
Building drainage	○	○	●	●	○	○	○	○	○	○	○	○	○	○	○	○	○	○	○	○	○	○	○		
Drain Roads/fields	○	○	●	●	○	○	○	○	○	○	○	○	○	○	○	○	○	○	○	○	○	○	○		
Protection of water pipes	-	-	-	-	-	-	-	-	-	-	-	-	-	-	-	-	-	-	-	-	-	-	-		
Page	11	11	12	12	16	16	18	18	20	20	22	22	26	26	28	28	31	31	32	32	40	41	40	41	

The above Installation fields are only recommendations due to the technical specifications of KOUVIDIS products. National or local restrictions and prohibitions must always be considered.

\*IP68 when the pipe is bonded to its coupler with the use of KOUVIDIS sealant


○ Recommended    - Not recommended    ● Best choice acc. to the manufacturer

## NEW PRODUCTS

Conduit system

### DUROSOL® PLUS – DUROFLEX® PLUS

Ø16 – Ø32



#### The elevated version of a stellar product

KOUVIDIS presents the first conduit system of rigid and corrugated pliable conduits, for the cable protection, which secures a **smoother internal layer along its entire length**, an a pioneer feature which further upgrades the electrical installation.

With **enhanced protection against UV radiation**, unique properties such as halogen free, low smoke, color marking and low friction (up to 50%) **the new medium type (750Nt) conduit system DUROSOL® PLUS - DUROFLEX® PLUS** is the ideal solution for exposed and concealed type electrical installations.

The enhanced 3layer DUROFLEX® PLUS conduit along with the rigid conduit DUROSOL® PLUS, the fittings (bend, connection coupler, clip, adaptor) and the junction boxes with seals, all in black color RAL 9004, will compose a unique conduit system capable of meeting a plethora of needs at the installation field.

## NEW PRODUCTS

Conduit system

### MEDISOL® PLUS – MEDIFLEX® PLUS

Ø16 – Ø32



#### The new upgraded medium type 750Nt series with anti-electromagnetic technology

The new conduit system MEDISOL® PLUS - MEDIFLEX® PLUS will be produced in light grey RAL 7035 and will consist of the two layer rigid conduit MEDISOL® PLUS, the two layer corrugated pliable conduit MEDIFLEX® PLUS and all the fittings of the CONDUR® series (adaptor, clips and junction boxes). The new product will have its MEDISOL® PLUS couplers and will be compatible with the existing CONDUR® HF halogen free bends.

The new conduit system MEDISOL® PLUS - MEDIFLEX® PLUS, replaces the discontinued MEDISOL® HF - MEDIFLEX® HF conduit system.

## NEW PACKAGING

Less volume  
more storage for  
a more **sustainable future**



**70%**  
reduction of  
plastic per year  
(15 tons/year)



**45%**  
savings on  
transport  
costs



**45%**  
storage space  
savings

One of our main goals in relation to the strategic sustainability we embrace is the reduction of waste that is created from our products' packaging. Following this path, we developed internally a new way of packaging with the use of less plastic, up to 75%, which we firstly applied to the multilayer conduits SUPERFLEX® PLUS that we introduced in 2020.

After further research and investments to new mechanical equipment we managed to adopt the same technology to the rest pliable conduits, minimizing essentially the waste created by their packing, up to 15 tones plastic per year, and thus enhance our environmental footprint.

## NEW PACKAGING



Simultaneously, we provide added value to our clients and to the end-consumer of our products, the electrician, by minimizing substantially the packaging mass up to 45%. This secures more storage as well as an essential reduction to the transportation costs.

The new packages of our pliable conduits consist of heat shrinkable recyclable film in which are placed perimetrically 6 safety hoops, that provide their necessary stability and protection during storage, transportation and usage.

# 1 Plastic conduit systems Heavy type 1250Nt

44411



EN 61386-21  
Compression resistance  
1250Nt/5cm  
Impact resistance 6J

44412



Compression resistance  
1250Nt/5cm  
Impact resistance 6J



EN 61386-21  
Impact resistance 6J

## CONDUR® | CONFLEX® (Light grey color)


Part number	D out	dim	Barcode		Price €/m
1021016	Ø16	12.1	5205650119934	30	1,175
1021020	Ø20	16.0	5205650119941	30	1,401
1021025	Ø25	20.9	5205650119958	15	2,081
1021032	Ø32	27.4	5205650119965	15	3,013
1021040	Ø40	35.1	5205650119972	9	4,220
1021050	Ø50	44.7	5205650119989	9	5,807
1021063	Ø63	57.2	5205650119996	9	8,155

Part number	D out	dim	Barcode		Price €/m
2041016	Ø16	10.1	5205650120367	50	0,865
2041020	Ø20	13.5	5205650120374	50	1,038
2041025	Ø25	17.8	5205650120381	25	1,587
2041032	Ø32	23.6	5205650120398	25	2,173
2041040	Ø40	30.7	5205650120404	20	3,002
2041050	Ø50	39.0	5205650120411	20	3,698
2041063	Ø63	51.7	5205650120428	20	5,398

Part number	Type	Barcode		Price €/pc
4038016	Ø16	5205650121685	10	0,549
4038020	Ø20	5205650121692	10	0,734
4038025	Ø25	5205650121708	10	1,329
4038032	Ø32	5205650121715	6	2,563
4038040	Ø40	5205650121722	6	3,851
4038050	Ø50	5205650121739	4	5,970
4038063	Ø63	5205650121746	4	10,128

Packaging contain only bends

### Application fields



CONDUR® ISR  
Rigid conduit

CONFLEX® ISR  
Corrugated pliable  
conduit

CONDUR® ISR  
Bend

RAL 7035

-25°C  
+60°C

up to  
1000 V AC  
1500 V DC

min  
IP65



Patent  
protected  
1010513



CONDUR® HF | CONFLEX® HF (Light grey color)

44441



EN 61386-21  
Compression resistance  
1250Nt/5cm  
Impact resistance 6J

Part number			Barcode		Price €/m
1004016	Ø16	12.5	5205650115332	30	1,417
1004020	Ø20	16.2	5205650115349	30	1,820
1004025	Ø25	20.8	5205650115356	15	2,605
1004032	Ø32	27.5	5205650115363	15	3,631
1004040	Ø40	34.8	5205650115370	9	5,024

CONDUR® HF IAS  
Halogen free  
rigid conduit

RAL 7035



up to  
1000 V AC  
1500 V DC

min  
IP65



Patent  
protected  
1009810



44442



EN 61386-22  
Compression resistance 1250Nt/5cm  
Impact resistance 6J

Part number			Barcode		Price €/m
2004016	Ø16	10.5	5205650116018	50	0,989
2004020	Ø20	13.6	5205650116025	50	1,276
2004025	Ø25	18.3	5205650116032	25	1,879
2004032	Ø32	23.2	5205650116049	25	2,442
2004040	Ø40	30.7	5205650116056	20	3,422

CONFLEX® HF IAS  
Halogen free  
corrugated pliable  
conduit



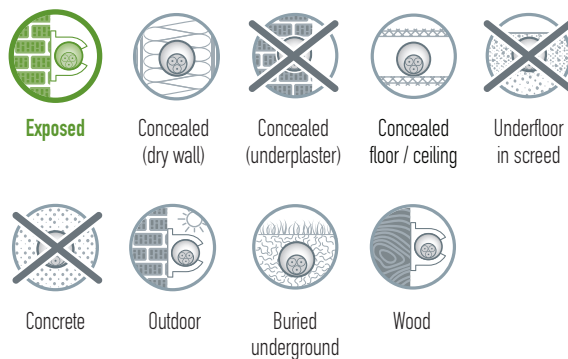
EN 61386-21  
Impact resistance 6J

Part number	Type	Barcode		Price €/pc
4013016	Ø16	5205650117589	10	0,760
4013020	Ø20	5205650117596	10	1,045
4013025	Ø25	5205650117602	10	1,679
4013032	Ø32	5205650117619	6	2,929
4013040	Ø40	5205650117626	6	4,334

CONDUR® HF IAS  
Halogen free  
bend

Packaging contain only bends

Application fields



CONDUR HF and CONFLEX HF are being tested by KOUVIDIS quality lab for its impact resistance (6J) at -45°C.

Heavy type Plastic conduit systems (1250Nt)

Fittings

Part number	Type	Barcode		Price €/pc
4031016	Ø16	5205650121456	30	0,185
4031020	Ø20	5205650121463	30	0,210
4031025	Ø25	5205650121470	30	0,292
4031032	Ø32	5205650121487	20	0,583
4031040	Ø40	5205650121494	15	0,944
4031050	Ø50	5205650121500	10	1,816
4031063	Ø63	5205650121517	8	3,558

CONDUR® ISR  
Coupler

RAL 7035

Patent  
protected  
1010513

4033016	Ø16	5205650121593	4x50	0,218
4033020	Ø20	5205650121609	4x50	0,244
4033025	Ø25	5205650121616	4x30	0,367
4033032	Ø32	5205650121555	30	0,494
4033040	Ø40	5205650121562	20	0,683
4033050	Ø50	5205650121579	20	0,970
4033063	Ø63	5205650121586	20	1,599

CONDUR® ISR  
Clip

4036016	Ø16	5205650121661	4x30	0,134
4036020	Ø20	5205650121678	4x30	0,145
4036025	Ø25	5205650121647	20	0,332
4036032	Ø32	5205650121654	20	0,410

CONDUR® ISR  
Adaptor

Junction boxes

Part number		Barcode		Price €/pc
3013016	67x67x38	5205650121326	10	1,617
3013020	82x82x43	5205650121333	10	2,339
3013025	101x101x51	5205650121340	5	3,831

CONDUR® ISR  
Watertight IP55  
junction box with seals

3018016	67x67x38	5205650121357	10	1,333
3018020	82x82x43	5205650121364	10	1,710
3018025	101x101x51	5205650121371	5	2,910

CONDUR® ISR  
Watertight IP55  
junction box with grommets

3022016	62x62x32	5205650121388	10	1,051
3022020	82x82x36	5205650121395	10	1,358
3022025	91x91x41	5205650121401	10	1,933
3022032	101x101x51	5205650121418	5	3,002

CONDUR® ISR  
Watertight IP65  
junction box without seals

2

# Plastic conduit systems Medium type

750Nt

Let's introduce  
ourselves again...

**NEW** Conduit system

**DUROSOL® PLUS - DUROFLEX® PLUS**



750Nt





## DUROSOL® PLUS | DUROFLEX® PLUS (Black color)

33431



EN 61386-21  
Compression resistance 750N/5cm  
Impact resistance 2J

Part number			Barcode		Price €/m
-------------	--	--	---------	--	-----------

### Power cables

1030016	Ø16	12.3	5205650122163	57	0,615
1030020	Ø20	15.5	5205650121265	57	0,817
1030025	Ø25	20.0	5205650121272	30	1,082
1030032	Ø32	25.7	5205650121289	30	1,596

### Telecommunication cables

1031016	Ø16	12.3	5205650122170	57	0,615
1031020	Ø20	15.5	5205650121296	57	0,817
1031025	Ø25	20.0	5205650121302	30	1,082
1031032	Ø32	25.7	5205650121319	30	1,596

Part number			Barcode		Price €/m
-------------	--	--	---------	--	-----------



### Power cables

2050016	Ø16	10.5	5205650122187	50	0,597
2050020	Ø20	13.3	5205650120480	50	0,778
2050025	Ø25	17.7	5205650120497	25	0,901
2050032	Ø32	23.5	5205650120503	25	1,387

### Telecommunication cables

2051016	Ø16	10.5	5205650122194	50	0,597
2051020	Ø20	13.3	5205650120510	50	0,778
2051025	Ø25	17.7	5205650120527	25	0,901
2051032	Ø32	23.5	5205650120534	25	1,387

33332



EN 61386-22  
Compression resistance 750N/5cm  
Impact resistance 2J

### Application fields



**NEW**

**DUROSOL® PLUS ISR**  
3layer rigid

RAL 9004

-X°C  
+105°C

-25°C DUROSOL PLUS  
-15°C DUROFLEX PLUS

up to  
1000 V AC  
1500 V DC

min  
IP65



DUROFLEX PLUS



Patent  
protected  
1010513



## Medium type Plastic conduit systems (750Nt)

**NEW** Fittings



EN 61386-21  
Compression resistance 1250N/5cm  
Impact resistance 6J



Part number	Type	Barcode		Price €/pc
4053016	Ø16	5205650122255	10	0,760
4053020	Ø20	5205650122033	10	1,045
4053025	Ø25	5205650122040	10	1,679
4053032	Ø32	5205650122057	6	2,929

**DUROSOL® PLUS ISR**  
Bend

RAL 9004

Patent  
protected  
1010513

Currently not available

packaging contains only bends

4047016	Ø16	5205650122200	40	0,097
4047020	Ø20	5205650121913	30	0,105
4047025	Ø25	5205650121920	30	0,146
4047032	Ø32	5205650121937	20	0,327

**DUROSOL® PLUS ISR**  
Coupler

4049016	Ø16	5205650122224	4x50	0,218
4049020	Ø20	5205650121975	4x50	0,244
4049025	Ø25	5205650121982	4x30	0,367
4049032	Ø32	5205650121968	30	0,494

**DUROSOL® PLUS ISR**  
Clip

4051016	Ø16	5205650122248	4x30	0,134
4051020	Ø20	5205650122026	4x30	0,145
4051025	Ø25	5205650122002	20	0,332
4051032	Ø32	5205650122019	20	0,410

**DUROSOL® PLUS ISR**  
Adaptor

### Junction box

Part number		Barcode		Price €/pc
3025016	67x67x38	5205650121425	10	1,617
3025020	82x82x43	5205650121432	10	2,339
3025025	101x101x51	5205650121449	5	3,831



**DUROSOL® PLUS ISR**  
Watertight IP55  
junction box with seals

## MEDISOL® PLUS | MEDIFLEX® PLUS (Light grey color)

33431




EN 61386-21  
Compression resistance 750N/5cm  
Impact resistance 2J

Part number			Barcode		Price €/m
1027016	Ø16	12.3	5205650119866	57	0,575
1027020	Ø20	15.5	5205650119873	57	0,769
1027025	Ø25	20.0	5205650119880	30	1,025
1027032	Ø32	25.7	5205650119897	30	1,509

**NEW**

**MEDISOL® PLUS ISR**  
Rigid conduit with anti-electromagnetic technology

RAL 7035



-25°C MEDISOL PLUS  
-15°C MEDIFLEX PLUS

up to 1000 V AC  
1500 V DC

min IP65



Patent protected 1010513



33332



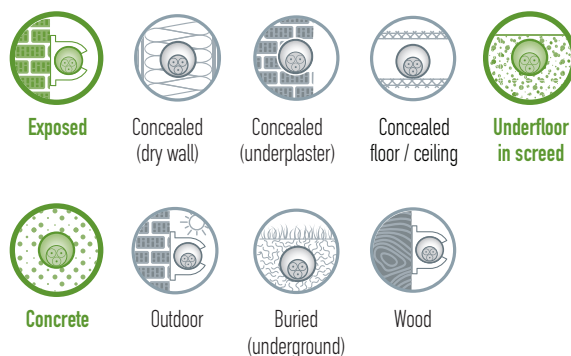
EN 61386-22  
Compression resistance 750N/5cm  
Impact resistance 2J

Part number			Barcode		Price €/m
2052016	Ø16	10.5	5205650120541	100	0,480
2052020	Ø20	13.7	5205650120558	100	0,663
2052025	Ø25	18.1	5205650120565	50	0,765
2052032	Ø32	24.2	5205650120572	25	1,207

**NEW**

**MEDIFLEX® PLUS ISR**  
Pliable corrugated double layer conduit with anti-electromagnetic technology

### Application fields



## Medium type Plastic conduit systems (750Nt)

### Fittings

Part number	Type	Barcode		Price €/pc
4013016	Ø16	5205650117589	10	0,760
4013020	Ø20	5205650117596	10	1,045
4013025	Ø25	5205650117602	10	1,679
4013032	Ø32	5205650117619	6	2,929



EN 61386-21  
Compression resistance 1250N/5cm  
Impact resistance 6J

packaging contain only bends

**CONDUR® HF IAS**  
Bend

RAL 7035

Patent protected 1010513

4055016	Ø16	5205650122262	40	0,097
4055020	Ø20	5205650122279	30	0,105
4055025	Ø25	5205650122286	30	0,146
4055032	Ø32	5205650122293	20	0,327

**MEDISOL® PLUS ISR**  
Coupler

4033016	Ø16	5205650121593	4x50	0,218
4033020	Ø20	5205650121609	4x50	0,244
4033025	Ø25	5205650121616	4x30	0,367
4033032	Ø32	5205650121555	30	0,494

**CONDUR® ISR**  
Clip

4036016	Ø16	5205650121661	4x30	0,134
4036020	Ø20	5205650121678	4x30	0,145
4036025	Ø25	5205650121647	20	0,332
4036032	Ø32	5205650121654	20	0,410

**CONDUR® ISR**  
Adaptor

### Junction boxes

Part number		Barcode		Price €/pc
3013016	67x67x38	5205650121326	10	1,617
3013020	82x82x43	5205650121333	10	2,339
3013025	101x101x51	5205650121340	5	3,831



**CONDUR® ISR**  
Watertight IP55  
junction box with seals

3018016	67x67x38	5205650121357	10	1,333
3018020	82x82x43	5205650121364	10	1,710
3018025	101x101x51	5205650121371	5	2,910



**CONDUR® ISR**  
Watertight IP55  
junction box with grommets

3022016	62x62x32	5205650121388	10	1,051
3022020	82x82x36	5205650121395	10	1,358
3022025	91x91x41	5205650121401	10	1,933
3022032	101x101x51	5205650121418	5	3,002



**CONDUR® ISR**  
Watertight IP65  
junction box without seals

MEDISOL® AM | MEDIFLEX® AM (White color)

33411



EN 61386-21  
Compression resistance 750Nt/5cm  
Impact resistance 2J

Part number			Barcode		Price €/m
1044116	Ø16	13.0	5205650103025	30	1,223
1044120	Ø20	16.8	5205650103032	30	1,607
1044125	Ø25	21.5	5205650103049	30	2,228
1044132	Ø32	28.3	5205650103056	15	3,091
1044140	Ø40	36.0	5205650103063	9	4,373
1044150	Ø50	45.0	5205650103070	9	6,054
1044163	Ø63	57.8	5205650103087	9	8,742

**MEDISOL® AM**  
Rigid conduit

RAL 9003



up to  
1000 V AC  
1500 V DC

min  
IP65



Patent  
protected  
1007372



33412



EN 61386-22  
Compression resistance 750Nt/5cm  
Impact resistance 2J

Part number			Barcode		Price €/m
2044116	Ø16	10.7	5205650103094	50	0,841
2044120	Ø20	14.1	5205650103100	50	1,134
2044125	Ø25	18.3	5205650103117	25	1,587
2044132	Ø32	24.0	5205650103124	25	2,208
2044140	Ø40	31.0	5205650103131	20	2,898
2044150	Ø50	39.0	5205650103148	20	3,682
2044163	Ø63	52.0	5205650103155	20	5,127

**MEDIFLEX® AM**  
Pliable corrugated conduit



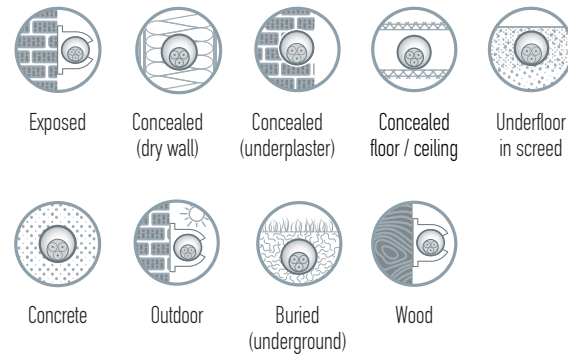
EN 61386-21  
Impact resistance 2J

Part number	Type	Barcode		Price €/pc
4344116	Ø16	5205650102813	10	0,628
4344120	Ø20	5205650102820	10	0,836
4344125	Ø25	5205650102837	10	1,486
4344132	Ø32	5205650102844	6	2,464
4344140	Ø40	5205650102851	6	4,272
4344150	Ø50	5205650103162	4	6,436
4344163	Ø63	5205650103179	4	11,460

**MEDISOL® AM**  
Bend

packaging contain only bends

Application fields



Medium type Plastic conduit systems (750Nt)

Fittings

Part number	Type	Barcode		Price €/pc
4244016	Ø16	5205650102769	30	0,204
4244020	Ø20	5205650102776	30	0,230
4244025	Ø25	5205650102783	30	0,298
4244032	Ø32	5205650102790	20	0,600
4244040	Ø40	5205650102806	15	1,018
4244050	Ø50	5205650103186	10	1,857
4244063	Ø63	5205650103193	8	3,825

**MEDISOL® AM**  
Coupler

RAL 9003

Patent  
protected  
1007372

4144016	Ø16	5205650103322	4x50	0,251
4144020	Ø20	5205650103339	4x50	0,279
4144025	Ø25	5205650103346	4x30	0,405
4144032	Ø32	5205650102899	30	0,543
4144040	Ø40	5205650102905	20	0,751
4144050	Ø50	5205650103209	20	1,083
4144063	Ø63	5205650103216	20	1,805

**MEDISOL® AM**  
Clip

4044016	Ø16	5205650103506	4x30	0,144
4044020	Ø20	5205650103513	4x30	0,168
4044025	Ø25	5205650102936	20	0,384
4044032	Ø32	5205650102943	20	0,465

**MEDISOL® AM**  
Adaptor

Junction boxes

Part number		Barcode		Price €/pc
3044016	67x67x38	5205650102950	10	1,954
3044020	82x82x43	5205650102967	10	2,637
3044025	101x101x51	5205650102974	5	4,800

**MEDISOL® AM**  
Watertight IP55  
junction box with seals



MEDISOL® | MEDIFLEX® (Light grey color)

33411



EN 61386-21  
Compression resistance 750Nt/5cm  
Impact resistance 2J

Part number			Barcode		Price €/m
1002016	Ø16	13.0	5205650115226	30	0,716
1002020	Ø20	16.6	5205650115233	30	0,927
1002025	Ø25	21.5	5205650115240	30	1,289
1002032	Ø32	28.5	5205650115257	15	1,866
1002040	Ø40	36.0	5205650115264	9	2,712
1002050	Ø50	45.0	5205650115271	9	3,661
1002063	Ø63	57.7	5205650115288	9	5,626

**MEDISOL® IAS**  
Rigid conduit

RAL 7035



up to  
1000 V AC  
1500 V DC

min  
IP65



Patent  
protected  
1009810



33412



EN 61386-22  
Compression resistance 750Nt/5cm  
Impact resistance 2J

Part number			Barcode		Price €/m
2002016	Ø16	10.8	5205650115875	50	0,491
2002920	Ø20	13.8	5205650122309	100	0,639
2002925	Ø25	18.1	5205650122316	50	0,931
2002032	Ø32	24.0	5205650115905	25	1,321
2002040	Ø40	31.0	5205650115912	20	1,865
2002050	Ø50	39.6	5205650115929	20	2,419
2002063	Ø63	52.3	5205650115936	20	3,362

**MEDIFLEX® IAS**  
Pliable corrugated  
conduit



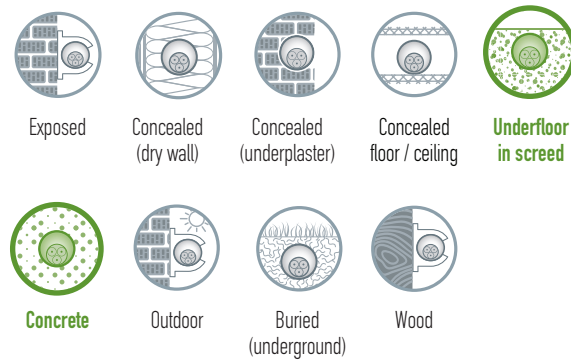
EN 61386-21  
Impact resistance: 6J

Part number	Type	Barcode		Price €/pc
4038016	Ø16	5205650121685	10	0,549
4038020	Ø20	5205650121692	10	0,734
4038025	Ø25	5205650121708	10	1,329
4038032	Ø32	5205650121715	6	2,563
4038040	Ø40	5205650121722	6	3,851
4038050	Ø50	5205650121739	4	5,970
4038063	Ø63	5205650121746	4	10,128

**CONDUR® ISR**  
Bend

Packaging contain only bends

Application fields



Medium type Plastic conduit systems (750Nt)

Fittings

Part number	Type	Barcode		Price €/pc
4031016	Ø16	5205650121456	30	0,185
4031020	Ø20	5205650121463	30	0,210
4031025	Ø25	5205650121470	30	0,292
4031032	Ø32	5205650121487	20	0,583
4031040	Ø40	5205650121494	15	0,944
4031050	Ø50	5205650121500	10	1,816
4031063	Ø63	5205650121517	8	3,558

**CONDUR® ISR**  
Coupler

RAL 7035

Patent  
protected  
1010513



4033016	Ø16	5205650121593	4x50	0,218
4033020	Ø20	5205650121609	4x50	0,244
4033025	Ø25	5205650121616	4x30	0,367
4033032	Ø32	5205650121555	30	0,494
4033040	Ø40	5205650121562	20	0,683
4033050	Ø50	5205650121579	20	0,970
4033063	Ø63	5205650121586	20	1,599

**CONDUR® ISR**  
Clip



4036016	Ø16	5205650121661	4x30	0,134
4036020	Ø20	5205650121678	4x30	0,145
4036025	Ø25	5205650121647	20	0,332
4036032	Ø32	5205650121654	20	0,410

**CONDUR® ISR**  
Adaptor



Junction boxes

Part number		Barcode		Price €/pc
3013016	67x67x38	5205650121326	10	1,617
3013020	82x82x43	5205650121333	10	2,339
3013025	101x101x51	5205650121340	5	3,831

**CONDUR® ISR**  
Watertight IP55  
junction box with seals



3018016	67x67x38	5205650121357	10	1,333
3018020	82x82x43	5205650121364	10	1,710
3018025	101x101x51	5205650121371	5	2,910

**CONDUR® ISR**  
Watertight IP55  
junction box with grommets



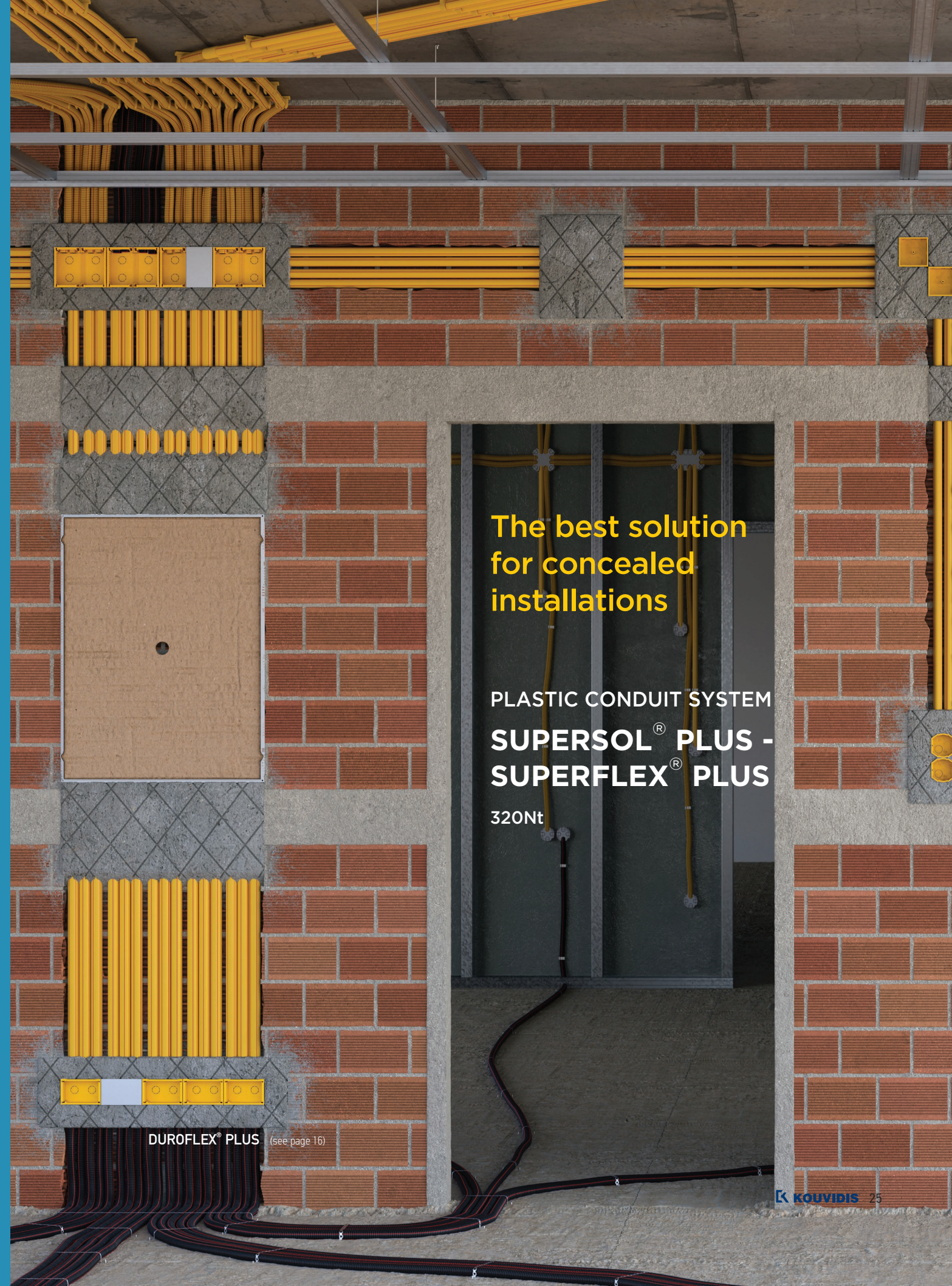
3022016	62x62x32	5205650121388	10	1,051
3022020	82x82x36	5205650121395	10	1,358
3022025	91x91x41	5205650121401	10	1,933
3022032	101x101x51	5205650121418	5	3,002

**CONDUR® ISR**  
Watertight IP65  
junction box without seals



3

# Plastic conduit systems Light type 320Nt



The best solution  
for concealed  
installations

PLASTIC CONDUIT SYSTEM  
**SUPERSOL® PLUS -  
SUPERFLEX® PLUS**

320Nt

DUROFLEX® PLUS (see page 16)

**SUPERSOL® PLUS | SUPERFLEX® PLUS (Yellow color)**

23431




Part number			Barcode		Price €/m
<b>Power cables</b>					
1028016	Ø16	13.4	5205650120282	57	0,272
1028020	Ø20	17.5	5205650120299	57	0,330
1028025	Ø25	22.1	5205650120305	30	0,573
1028032	Ø32	28.4	5205650120312	30	0,947

**Telecommunication cables**

1029016	Ø16	13.4	5205650120329	57	0,272
1029020	Ø20	17.5	5205650120336	57	0,330
1029025	Ø25	22.1	5205650120343	30	0,573
1029032	Ø32	28.4	5205650120350	30	0,947

EN 61386-21  
Compression resistance 320N/5cm  
Impact resistance 2J

23332



Part number			Barcode		Price €/m
<b>Power cables</b>					
2053916	Ø16	10.9	5205650122347	100	0,337
2053020	Ø20	14.2	5205650120596	100	0,368
2053025	Ø25	18.6	5205650120602	50	0,467
2053032	Ø32	24.9	5205650120619	25	0,777

**Telecommunication cables**

2054016	Ø16	10.9	5205650120626	100	0,337
2054020	Ø20	14.2	5205650120633	100	0,368
2054025	Ø25	18.6	5205650120640	50	0,467
2054032	Ø32	24.9	5205650120657	25	0,777

EN 61386-22  
Compression resistance 320N/5cm  
Impact resistance 2J

**Application fields**



**SUPERSOL® PLUS ISR**  
Three layer rigid conduit with anti-electromagnetic technology

**SUPERFLEX® PLUS ISR**  
Pliable corrugated three layer conduit with anti-electromagnetic technology

RAL 1023

-X°C  
+105°C

-25°C SUPERSOL PLUS  
-15°C SUPERFLEX PLUS

up to  
1000 V AC  
1500 V DC

min  
IP65



Patent protected 1010513



**Light type Plastic conduit systems (320Nt)**

**Fittings**

Part number	Type	Barcode		Price €/pc
4042016	Ø16	5205650121807	40	0,097
4042020	Ø20	5205650121814	30	0,105
4042025	Ø25	5205650121821	30	0,146
4042032	Ø32	5205650121838	20	0,327



4045016	Ø16	5205650121883	4x50	0,118
4045020	Ø20	5205650121890	4x50	0,134
4045025	Ø25	5205650121906	4x30	0,213
4045032	Ø32	5205650121876	30	0,291



6000024	Ø16	5205650119569	108	0,285
6000025	Ø20	5205650119576	96	0,355
6000026	Ø25	5205650119583	72	0,475
6000027	Ø32	5205650119590	48	0,649



**SUPERSOL® PLUS ISR**  
Coupler

**SUPERSOL® PLUS ISR**  
Clip

**KOUVIDIS METAL CLAMP**  
for drywall

RAL 1023

Patent protected 1010513

SILCOR® | SIFLEX® (Light grey color)

23411



EN 61386-21  
Compression resistance 320N/5cm  
Impact resistance 2J

Part number			Barcode		Price €/m
1003016	Ø16	13.8	5205650115295	90	0,580
1003020	Ø20	17.7	5205650115301	60	0,802
1003025	Ø25	22.5	5205650115318	45	1,121
1003032	Ø32	29.4	5205650115325	30	1,566

SILCOR® IAS  
Rigid conduit

RAL 7035



up to  
1000 V AC  
1500 V DC

min  
IP65



Patent  
protected  
1009810



22412



EN 61386-22  
Compression resistance 320N/5cm  
Impact resistance 1J

Part number			Barcode		Price €/m
2003016	Ø16	11.0	5205650115943	50	0,450
2003920	Ø20	14.1	5205650122323	100	0,519
2003925	Ø25	18.5	5205650122330	50	0,801
2003032	Ø32	24.5	5205650115974	25	1,136
2003040	Ø40	31.4	5205650115981	20	1,539

SIFLEX® IAS  
Pliable corrugated  
conduit



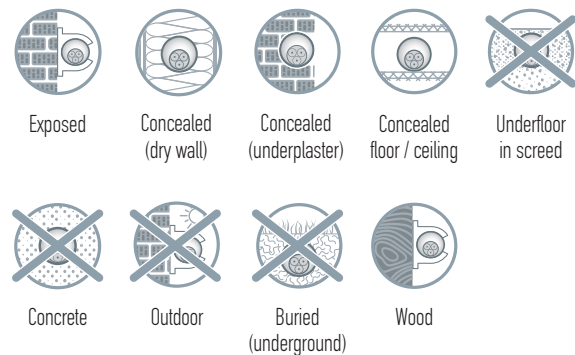
EN 61386-21  
Impact resistance: 6J

Part number	Type	Barcode		Price €/pc
4038016	Ø16	5205650121685	10	0,549
4038020	Ø20	5205650121692	10	0,734
4038025	Ø25	5205650121708	10	1,329
4038032	Ø32	5205650121715	6	2,563
4038040	Ø40	5205650121722	6	3,851

CONDUR® ISR  
Bend

Η συσκευασία των καμπυλών περιλαμβάνει μόνο καμπύλες

Application fields



Light type Plastic conduit systems (320Nt)

Fittings

Part number	Type	Barcode		Price €/pc
4031016	Ø16	5205650121456	30	0,185
4031020	Ø20	5205650121463	30	0,210
4031025	Ø25	5205650121470	30	0,292
4031032	Ø32	5205650121487	20	0,583
4031040	Ø40	5205650121494	15	0,944

CONDUR® ISR  
Coupler

RAL 7035

Patent  
protected  
1010513

Part number	Type	Barcode		Price €/pc
4033016	Ø16	5205650121593	4x50	0,218
4033020	Ø20	5205650121609	4x50	0,244
4033025	Ø25	5205650121616	4x30	0,367
4033032	Ø32	5205650121555	30	0,494
4033040	Ø40	5205650121562	20	0,683

CONDUR® ISR  
Clip

Part number	Type	Barcode		Price €/pc
4036016	Ø16	5205650121661	4x30	0,134
4036020	Ø20	5205650121678	4x30	0,145
4036025	Ø25	5205650121647	20	0,332
4036032	Ø32	5205650121654	20	0,410

CONDUR® ISR  
Adaptor

Junction boxes

Part number		Barcode		Price €/pc
3013016	67x67x38	5205650121326	10	1,617
3013020	82x82x43	5205650121333	10	2,339
3013025	101x101x51	5205650121340	5	3,831

CONDUR® ISR  
Watertight IP55  
junction box with seals

Part number		Barcode		Price €/pc
3018016	67x67x38	5205650121357	10	1,333
3018020	82x82x43	5205650121364	10	1,710
3018025	101x101x51	5205650121371	5	2,910

CONDUR® ISR  
Watertight IP55  
junction box with grommets


Part number		Barcode		Price €/pc
3022016	62x62x32	5205650121388	10	1,051
3022020	82x82x36	5205650121395	10	1,358
3022025	91x91x41	5205650121401	10	1,933
3022032	101x101x51	5205650121418	5	3,002

CONDUR® ISR  
Watertight IP65  
junction box without seals

# 4

# Plastic conduit systems Buried underground

## N750




EN 61386-24  
Compression resistance  $\geq 750N$   
Impact resistance Normal





## N750







EN 61386-24  
Compression resistance  $\geq 750N$   
Impact resistance Normal



## GEONFLEX® N750

Part number			Barcode		 13,6m	Price €/m
2043032	Ø32	24.8	5205650120855	50	40000	1,490
2042040	Ø40	31.0	5205650120763	25	26250	2,210
2043040			5205650120862	50	31500	1,985
2042050	Ø50	40.0	5205650120770	25	16250	2,426
2043050			5205650120879	50	21000	2,179
2042063	Ø63	49.8	5205650120787	25	11500	3,384
2043063			5205650120886	50	14000	3,036
2042075	Ø75	60.6	5205650120794	25	6250	3,751
2043075			5205650120893	50	10000	3,364
2042090	Ø90	75.3	5205650120800	25	3750	5,414
2043090			5205650120909	50	7000	4,859
2042110	Ø110	92.7	5205650120817	25	3000	6,858
2043110			5205650120916	50	4500	6,158
2042125	Ø125	105.0	5205650120824	25	3125	9,264
2043125			5205650120923	50	3500	8,315
2042160	Ø160	136.5	5205650120831	25	1900	12,493
2042200	Ø200	171.1	5205650120848	25	1225	17,914

GEONFLEX® conduits come with cable guide and protective caps at each conduit's edge

Part number			Barcode		 13,6m	Price €/m
1024075	Ø75	60.0	5205650120077	6	10080	4,100
1024090	Ø90	74.0	5205650120084	6	6912	6,090
1024110	Ø110	92.0	5205650120091	6	4800	7,343
1024125	Ø125	104.5	5205650120107	6	3072	9,450
1024160	Ø160	136.0	5205650120114	6	2520	14,605
1024200	Ø200	167.5	5205650120121	6	1800	20,941
1024250	Ø250	212.0	5205650120138	6	960	28,463

GEONFLEX® rigid conduits come with a connection coupler with hooks at one edge  
Product with minimum order requirement

GEONFLEX® ISR conduits are also available with green color marking with part numbers: 2045XXX (25m) 2046XXX (50m) 1026XXX (6m)

Where XXX the diameter of the conduit.

\* coupler connected \*\* coupler bonded with KOUVIDIS sealant

RAL 9004  
GEONFLEX® ISR  
Pliable corrugated  
double wall conduit

RAL 9004



IP44\*  
IP68\*\*



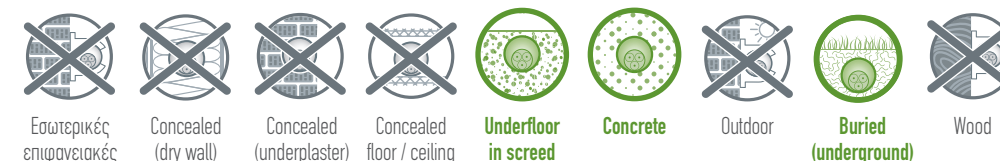
GEONFLEX® ISR  
Rigid double wall  
conduit

Protection for  
telecommunication  
cables

Patent  
protected  
1010513



### Application fields





## GEOSUB® N450

### N450



EN 61386-24  
Compression resistance ≥450N  
Impact resistance Normal

Part number	Ø out	Ø in	Barcode	Stacks	13.6m	Price €/m
2047032	Ø32	24.8	5205650121203	50	40000	1,142
2047040	Ø40	31.4	5205650121210	50	31500	1,376
2047050	Ø50	40.5	5205650120688	50	21000	1,670
2047063	Ø63	50.5	5205650120695	50	14000	2,166
2047075	Ø75	61.5	5205650120701	50	10000	2,343
2047090	Ø90	76.0	5205650120718	50	7000	3,460
2047110	Ø110	92.7	5205650120725	50	4500	4,289
2047125	Ø125	106.1	5205650120732	50	3500	5,760
2047160	Ø160	138.4	5205650120749	25	1900	8,567
2047200	Ø200	171.1	5205650120756	25	1225	12,237

GEOSUB conduits come with cable guide and protective caps at each conduit's end

### N450



EN 61386-24  
Compression resistance ≥450N  
Impact resistance Normal

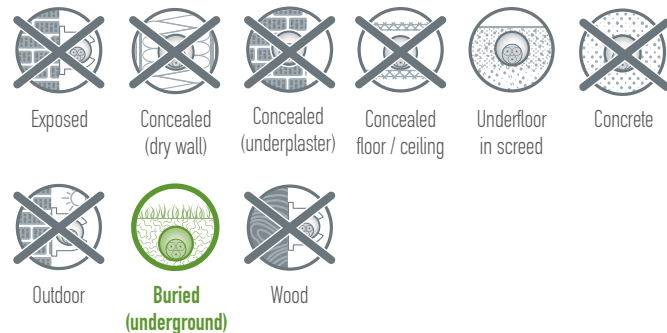
Part number	Ø out	Ø in	Barcode	Stacks	13.6m	Price €/m
1022075	Ø75	61.0	5205650120008	6	10080	2,602
1022090	Ø90	75.8	5205650120015	6	6912	4,162
1022110	Ø110	92.0	5205650120022	6	4800	4,857
1022125	Ø125	105.5	5205650120039	6	3072	6,007
1022160	Ø160	137.5	5205650120046	6	2520	9,349
1022200	Ø200	169.3	5205650120053	6	1800	13,494
1022250	Ø250	212.0	5205650120060	6	960	18,920

GEOSUB® rigid conduits come with a connection coupler with hooks at one end  
Product with minimum order requirement

GEOSUB® ISR conduits are also available with green color marking with part numbers: 2048XX (pliable) 1023XX (rigid)  
Where XXX the diameter of the conduit.

\* coupler connected \*\* coupler bonded with KOUVIDIS sealant

### Application fields

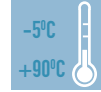


GEOSUB® ISR  
Pliable corrugated  
double wall conduit

GEOSUB® ISR  
Rigid double wall  
conduit

Protection for  
telecommunication  
cables

RAL 9004



Patent  
protected  
1010513



## Buried underground Plastic conduit systems

### Fittings

Part number	Type	Barcode	Box	Price €/pc
6101032	Ø32	5205650114311	12	1,652
6101040	Ø40	5205650103810	12	1,943
6101050	Ø50	5205650103827	12	2,284
6101063	Ø63	5205650103834	15	2,882
6101075	Ø75	5205650103841	15	3,067
6101090	Ø90	5205650103858	10	3,547
6101110	Ø110	5205650103865	5	4,370
6101125	Ø125	5205650103872	5	5,377
6101160	Ø160	5205650103889	2	8,357
6101200	Ø200	5205650103896	3	16,119

Connection coupler with  
hooks

6118032	Ø32	5205650122064	50	0,295
6118040	Ø40	5205650122071	40	0,369
6118050	Ø50	5205650122088	40	0,511
6118063	Ø63	5205650122095	40	0,696
6118075	Ø75	5205650122101	35	0,909
6118090	Ø90	5205650122118	24	1,063
6118110	Ø110	5205650122125	12	1,448
6118125	Ø125	5205650122132	12	1,815
6118160	Ø160	5205650122149	10	3,234
6118200	Ø200	5205650122156	6	4,257

**NEW**  
End cap with hooks

6121050	Ø50	5205650114083	45	2,197
6121063	Ø63	5205650114090	25	2,382
6121075	Ø75	5205650114106	20	2,563
6121090	Ø90	5205650114113	72	2,747
6121110	Ø110	5205650114120	42	3,001
6121125	Ø125	5205650114137	32	6,490
6121160	Ø160	5205650114144	39	6,989

Spacers  
8 folded

NOTE: Spacers Ø160 (6121160) offered in 4 fold

6001004	WHITE	5205650104169	6x310ml	15,678
6001005	WHITE	5205650104718	5kg	30,576









KOUVIDIS Adhesive &  
Sealant KOUVIDIS Lubricant

# 5

# Boxes for concealed installations

## Boxes for concealed installations

### Juction boxes

Part number	Type	Barcode	 Price €/pc	
 3012010	10x6	5205650119705	36	0,344
3012011	10x13	5205650119712	18	0,610
 3112001	Cover plate	5205650104022	36	0,128
 3012009	Sepparator	5205650119729	36	0,087
 3010105	Juction box	5205650119736	50	0,357
 3110002	Cover plate	5205650104046	50	0,295
 3010103	Juction box	5205650119743	100	0,168
 3110001	Cover plate	5205650104039	100	0,162

MULTIBOX®

-15°C  
+60°C

up to  
400 V AC





CE

Square  
7,5x7,5

Assembled  
round Ø73

### Switch boxes

Part number	Type	Barcode	 Price €/pc	
 3011003	Switch box	5205650119750	100	0,279
3211003	Distance adaptor	5205650119767	50	0,108

Multi combination  
gang

# 6





# Professional cutting tools for plastic conduits

## Professional cutting tools for plastic conduits

### One-hand pipe shears

Part number	Barcode		Price €/pc	
 6000028	5205650119606	1	92.200	<b>REMS ROS PEX 28 S</b> Cutting tool for plastic pipes in one step <small>Recommended for all plastic conduit types up to Ø25</small>
 6000030	5205650119637	1	73.800	<b>REMS ROS P 35 A</b> Cutting tool for plastic pipes with automatic quick reverse <small>Recommended for all plastic conduit types up to Ø32</small>
 6000032	5205650119651	1	164.00	<b>REMS ROS P 63 P</b> Cutting tool for plastic pipes with quick reverse <small>Recommended for all plastic conduit types up to Ø63</small>

### Replacement blades

Part number	Barcode		Price €/pc	
 6000029	5205650119613	1	36.000	<b>BLADE PEX 28 S</b>
 6000031	5205650119620	1	28.200	<b>BLADE P 35 A</b>
 6000033	5205650119644	1	63.600	<b>BLADE P 63 P</b>


Prices do not include VAT

# 7

# Plastic piping systems

# Ground drainage

## SN4|SN8








### GEODRAIN® PLUS

subsoil drainage

GEODRAIN® PLUS is a new generation 4-layered conduit for drainage produced in coils of 50m and 25m and in 6m bars with SN4 & SN8 ring stiffness. GEODRAIN® PLUS are structured double wall conduits and symmetrically perforated at 220° and 360° for the rigid and pliable conduits accordingly. The first layer consists of its smooth interior surface which facilitates the smooth flow of water while the second layer consists of its corrugated exterior which provides flexibility and mechanical resistance. The 3rd layer consists of 4 longitudinal blue lines for the color identification of water. GEODRAIN® PLUS is offered with pre-installed needle-punched, non-woven geotextile (150gr/m²) which is its 4<sup>th</sup> layer.

They are suitable for subsoil drainage at all types of residential buildings, stadiums and surrounding areas, industrial and commercial applications, photovoltaic parks, agricultural applications, landfills, uncontrolled landfills and road networks.

<b>Packaging</b>	Bar 6m		<b>Color</b>	Outer layer		RAL 9004
	Coils 50m/25m			Inner layer		RAL 6038
				Geotextile		RAL 9004
				Longit. lines		RAL 5015


#### Characteristics



Ring stiffness SN4 SN8 (EN ISO 9969)  
Type TYPE R2 (DIN 4262-1)



## GEODRAIN® | GEODRAIN® PLUS


### SN4





Part number	DN/OD mm	ID mm	Barcode		 13,6m	Price €/m
1012110	110	91	5205650118838	6	4800	5,417
1012125	125	105	5205650118845	6	3072	7,216
1012160	160	134	5205650118852	6	2520	10,543
1012200	200	169	5205650118869	6	1800	13,715

**GEODRAIN® PLUS**  
Rigid conduit with pre-installed Geotextile


### SN8





Part number	DN/OD mm	ID mm	Barcode		 13,6m	Price €/m
1013110	110	91	5205650118876	6	4800	6,404
1013125	125	105	5205650118883	6	3072	7,685
1013160	160	134	5205650118890	6	2520	11,583
1013200	200	169	5205650118906	6	1800	15,313

**GEODRAIN® PLUS**  
Rigid conduit with pre-installed Geotextile


### SN4





Part number	DN/OD mm	ID mm	Barcode		 13,6m	Price €/m
1014110	110	91	5205650118913	6	4800	4,600
1014125	125	105	5205650118920	6	3072	5,140
1014160	160	134	5205650118937	6	2520	8,160
1014200	200	169	5205650118944	6	1800	11,470

**GEODRAIN®**  
Bar

### SN8



Part number	DN/OD mm	ID mm	Barcode		 13,6m	Price €/m
1016110	110	91	5205650118951	6	4800	5,380
1016125	125	105	5205650118968	6	3072	6,300
1016160	160	134	5205650118975	6	2520	9,490
1016200	200	169	5205650118982	6	1800	12,660

**GEODRAIN®**  
Bar

### PERFORATION TYPES

Totally perforated  
 $\beta=60^\circ$  |  $\gamma=360^\circ$



Pliable conduits are perforated at 360°


Locally perforated  
 $\beta=60^\circ$  |  $\gamma=220^\circ$





Rigid conduits are perforated at 220°

## Plastic piping systems Ground drainage


### SN4





Part number	DN/OD mm	ID mm	Barcode	Bending radius		 13,6m	Price €/m
2028063	63	47	5205650118692	0.25	50	14000	2,649
2028090	90	74	5205650118715	0.36	50	7000	3,590
2028110	110	91	5205650118722	0.44	50	4500	4,473
2028125	125	105	5205650118739	0.50	50	3500	5,681
2028160	160	135	5205650118746	0.64	25	1900	9,318
2028200	200	170	5205650118753	0.80	25	1225	15,077

**GEODRAIN® PLUS**  
Pliable pipe with Geotextile


### SN4




Part number	DN/OD mm	ID mm	Barcode	Bending radius		 13,6m	Price €/m
2031063	63	47	5205650118999	0.25	50	14000	1,610
2031090	90	74	5205650119019	0.36	50	7000	2,600
2031110	110	91	5205650119026	0.44	50	4500	3,470
2031125	125	105	5205650119033	0.50	50	3500	4,450
2031160	160	135	5205650119040	0.64	25	1900	7,500
2031200	200	170	5205650119057	0.80	25	1225	10,600

**GEODRAIN®**  
Pliable pipe


## Fittings for drainage pipes

Part number	DN/OD mm	Barcode		Price €/pc
6101063	63	5205650103834	15	2,882
6101090	90	5205650103858	10	3,547
6101110	110	5205650103865	5	4,370
6101125	125	5205650103872	5	5,377
6101160	160	5205650103889	2	8,357
6101200	200	5205650103896	3	16,119

Connection couplers with hooks

Part number	DN/OD mm	Barcode		Price €/pc
6118063	63	5205650122095	40	0,696
6118090	90	5205650122118	24	1,063
6118110	110	5205650122125	12	1,448
6118125	125	5205650122132	12	1,815
6118160	160	5205650122149	10	3,234
6118200	200	5205650122156	6	4,257

**NEW**  
End caps with hooks

Part number	Barcode		Price €/pc
6001004	5205650104169	6x310 ml	15,678

KOUVIDIS adhesive & sealant

# information

## LOADING GUIDELINES Maximum loading (specific pallets)

	(m)	(m)	(m)	(pcs)	(pcs)
	3,0 x 1,10 x 0,65m	1,15 x 1,15 x 2,20m	1,15 x 1,15 x 2,60m	1,20 x 0,80 x 2,20	1,20 x 0,80 x 2,60
	6	10	-	11	-
	24	-	20	-	25
	32	-	22	-	32

## CLASSIFICATION CODES

### Classification code for conduit systems for buried underground

According to EN 61386-24

The classification code for buried underground conduits is made of 2 elements according to EN 61386-24 and determines the conduit's main properties. The first element is the letter "L" or "N" which classifies the conduit according to its impact resistance whereas the second one is a three digit number 250 or 450 or 750 which classifies it according to its compression resistance. Classification code is demonstrated on the table below:

Classification code	Impact strength			Compression strength		
	Light Duty (L)			Normal Duty (N)		
Nominal size of conduit	Mass of striker kg (+1/0)%	Fall height mm (+0/-1)%	Energy J	Mass of Striker kg (+1/0)%	Fall height mm (+0/-1)%	Energy J
≤60	3	100	3	5	300	15
61 to 90	3	200	6	5	400	20
91 to 140	3	400	12	5	570	28
>140	3	500	15	5	800	40

Classification	Compression strength (Nt)
Type 250	≥250
Type 450	≥450
Type 750	≥750

### Classification code for conduit systems

According to EN 61386.01

The classification code is made of 14 digits, according to EN 61386.01, and determines conduits main properties. The first 5 digits are the most usually displayed at marking and classify conduits according their compression resistance, impact resistance, minimum and maximum operating temperature and bending resistance. Classification code is demonstrated on the below table:

#### Classification code (acc. to EN 61386)

Description of the 5 first primary digits of the total 14 that classify a conduit

Class	1st DIGIT		2nd DIGIT		3rd DIGIT	4th DIGIT	5th DIGIT
	Resistance to compression		Resistance to impact		Min. permanent application-installation temperature	Max. permanent application installation temperature	Resistance to bending
1					+5 °C	+60 °C	Rigid
2	Light	320	Light	1,0/100mm	-5 °C	+90 °C	Pliable
3	Medium	750	Medium	2,0/100mm	-15 °C	+105 °C	Pliable / self-recovering
4	Heavy	1250	Heavy	2,0/300mm	-25 °C	+120 °C	Flexible
5	Very heavy	4000	Very heavy	6,8/300mm	-45 °C	+150 °C	
6						+250 °C	
7						+400 °C	

# signs explanation

	Min-max permanent application temperature		Low acidity (EN 60754-2)		KOUVIDIS Multilayer Pipes Technology
	Voltage limit		Product is made of halogen free raw materials (EN 50642)		Product Conformity to all requirements of relative European Directives.
	Ingress protection against solid objects and water (EN 60529)		Product with up to 99,9% antimicrobial protection		The product and its production process are inspected and approved by VDE German institute
	Non flame propagating product		Longitudinal stripes of indelible color indicate the power of the protected cables Red (RAL 3020) = power Green (RAL 6037) = telecommunication		Certification body of Bureau Veritas
	Product that propagates flame		Ingress protection against solid objects and water (EN 60529)		
	Product with extra UV stability		Raw material of production with very good behavior towards hazardous chemical substances		
	Product is not an attractive food to rodents		Pipe perforation based on the standard DIN 4262-1		
	Antistatic Technology IAS (Patent Protected 1009810)		Double wall conduits loaded on a truck (m)		
	Friction Reduction at the internal wall of conduits		Packing (pieces/box)		
	Antiscratch Technology ISR (Patent Protected 1010513)		Packing (m/bar)		
	Anti - electromagnetic technology (Patent Protected 1009975)		Packing (m/coil)		
	Low smoke during combustion (EN 61034-2)		Packing (m/bundle)		
			Nominal outer diameter (mm)		
			Nominal inner diameter (mm)		

#### APPLICATIONS FIELDS

Exposed	Concealed floor / ceiling	Outdoor
Concealed (dry wall)	Underfloor in screed	Buried underground
Concealed (underplaster)	Concrete	Wood

**Best choice** acc. to the Manufacturer and the application needs

**Recommended** acc. to the Manufacturer and the application needs

**Not Recommended** acc. to the Manufacturer and the application needs

## TRANSACTION TERMS

The following transaction terms apply to all services EMM. KOUVIDIS SA provides (hereinafter referred to as "COMPANY"), apart from special cases which are followed by written agreements. The COMPANY has every right to change or correct the transaction terms by accordingly written notice. This document (version 02.2024) contains ex-works Heraklion Crete prices, excluding VAT and abrogates any previous version.

### BUSINESS ASSOCIATES

The COMPANY cooperates exclusively with authorized wholesalers or distributors of electrical and hydraulic materials located outside the countries of Greece, Cyprus and Germany. For these countries there are separate transaction terms.

### PLACING ORDERS

Orders can be placed:

- By e-mail: [export@kouvidis.gr](mailto:export@kouvidis.gr)
- By phone T: +30 2810 831500

### ORDER DELIVERY

The COMPANY has the following distribution centers in Greece.

- Athens: Lofos Kyrillou, Attiki Odos, Aspropyrgos Interchange, Exit 4
- Thessaloniki: 12 km National Road Thessaloniki - Katerini, 57400, Sindos
- Heraklion Crete: VIO.PA. Tylissos 715 00

The distribution centers are connected on line with Exports Department and work also as delivery/loading points for export shipments.

### DELIVERY TIMES

After the order's receipt, a pro-forma invoice is sent to the customer, by e-mail, with all the relevant details regarding the delivery/payment of the goods. All orders are delivered at the pre-agreed time. In exceptional cases where there is force majeure the delivery time may be extended. In this case the customer will be informed relevantly about this beforehand.

### FORCE MAJEURE

If the COMPANY cannot meet the delivery times stated for the order due to force majeure such as traffic congestion, bad weather conditions, strikes, unforeseeable governmental measures, etc., its contractual obligation will be suspended and the customer will be immediately informed about how and when the order will be delivered. In any case contact Exports Department to obtain an immediate picture of the current state of your order (T: +30 2810 831500, Monday to Friday 8 am to 4 pm Eastern Time).

### AVAILABILITY

If a product is not available, the COMPANY will mention it on the pro-forma invoice and will contact you immediately to inform you about the likely date on which it will be available. If you consider that the new availability date for the product is not satisfactory, you have the right to cancel your order. The remainder of the order can be delivered after making all the necessary arrangements.

### ORDER CANCELLATION

An order can only be cancelled by contacting Exports Department (T: +30 2810 831500, Monday to Friday 8 AM to 4 PM Eastern Time). After that time elapses the order cannot be cancelled.

### RESPONSIBILITY

If defective or non-conforming products are found, this must be reported immediately by the Receiving Officer to the Exports Department (T: +30 2810 831500, Monday to Friday 8 am to 4 pm Eastern Time). If the complaint is justified, the customer has the right to ask for a change/return of the defective products. All involved transport costs are paid for by the COMPANY.

### RETURNS

If the product received is not the one indicated on the order form, the Receiving Officer must immediately contact Exports Department (T: +30 2810 831500, Monday to Friday 8 AM to 4 PM Eastern Time). Products can be returned following arrangements made with COMPANY, within 10 working days from the delivery date. The cost of return is covered exclusively by the COMPANY.

### PAYMENTS

Every invoice amount must be paid within the pre-agreed period. The COMPANY maintains the following bank account where cash can be deposited:

- National Bank of Greece (Cyprus): Account Number: 100008943791

IBAN: CY23006054910000100008943791

BIC: ETHNCY2N

- Hellenic Bank: Account Number: 240-01-729355-01

IBAN: CY74 0050 0240 0002 4001 7293 5501

BIC: HEBACY2N

- National Bank of Greece: Account Number: 204/470 244 - 13

IBAN: GR52 0110 2040 0000 2044 7024 413

BIC: ETHNGRAA

- Alpha Bank: Account Number: 788 002 002 009 391

IBAN: GR16 0140 7880 7880 0200 2009 391

BIC: CRBAGRAA

- Piraeus Bank: Account Number: 5754/034 687/172

IBAN: GR85 0172 7540 0057 5403 4687 172

BIC: PIRBGRAA

A copy of the deposit slip must be sent to the company's Accounting Department by email to [logist@kouvidis.gr](mailto:logist@kouvidis.gr) in order for the relevant collection receipt to be issued and sent back.

### GUARANTEES

All the COMPANY products meet the requirements contained in European standards and directives. They come with a full range of quality certificates, as follows:

- Quality Management System certificate in line with the EN ISO 9001 standard from the BUREAU VERITAS Certification body
- RoHS European directive Certificate, from the German VDE Institute, on the absence of hazardous substances.
- LVD European directive Declaration of conformity.
- Safety test certificates of full compliance with European Standards from the German VDE Institute. Please advise our official Product catalogue for the products that bring a VDE safety marks approval.

Installation guide and recommended application fields are provided provided through our official catalogue and our website [www.kouvidis.com](http://www.kouvidis.com). COMPANY assumes no responsibility for any failures of electrical installations for the construction of which the above guidelines has not been taken into account.

### COURT COMPETENCE

Competent courts for any dispute which may arise between the COMPANY and its customers are Heraklion Crete courts.

## Contact us



- PLANT & HEADQUARTERS  
EMM. KOUVIDIS SA  
VIOPA Tylissos 715 00 Heraklion, Crete, Greece



- ▲ SUBSIDIARY COMPANY (PLANT & OFFICES)  
EMM. KOUVIDIS (CYPRUS) LTD  
Aigaiou, Nisou, Dali Industrial zone 2571



- ▲ SUBSIDIARY COMPANY (OFFICES)  
EMM. KOUVIDIS DEUTSCHLAND GmbH  
Heidenkampsweg 58, 20097, Hamburg, Germany



- DISTRIBUTION CENTER IN ATHENS  
Lofos Kyrillou, Attiki Odos,  
Aspropyrgos Interchange, Exit 4, 19300



- DISTRIBUTION CENTER IN THESSALONIKI  
12 km National Road  
Thessaloniki - Katerini, 574 00, Sindos

coming soon




- ▲ SUBSIDIARY COMPANY (WAREHOUSE & OFFICES)  
EMM. KOUVIDIS (PORTUGAL)  
SISTEMAS DE TUBULAÇÃO  
DE PLÁSTICO, UNIPESSOAL LDA



+30 2810 831500

You can contact KOUVIDIS Technical Support Department daily from Monday to Friday 8am to 4pm Eastern time.







Our headquarters and main plant, Heraklion, Greece

With 45 years of successful presence, KOUVIDIS is one of the top manufacturers of plastic piping systems for cable protection, sewage, and drainage in Europe. The trust that we have cultivated with our customers through all these years are the main source of inspiration for the development of new products and innovative solutions that secure high quality and safety to the installer.

We are delighted to have fulfilled a multi annual investment plan for the construction of our new Smart Factory and the installation of our state-of-the-art production lines adopting the values of the 4<sup>th</sup> industrial revolution. Thus, we now look into the future with confidence and we commit to keep creating value for our staff, our customers, and our partners, whilst to contribute to the development of our society.



EMM. KOUVIDIS SA  
Manufacturer of plastic piping systems

VIO.PA. Tylissos, 71500, Heraklion Crete  
T: +30 2810 831500, F: +30 2810 831502  
E: info@kouvidis.gr

[www.kouvidis.com](http://www.kouvidis.com)

