


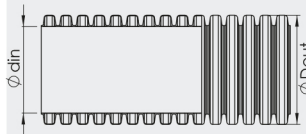


## Normal type



**RAL 3020**  
INNER

**RAL 9004**  
OUTER



**Application Standards**  
EN 61386-24

**Reference Standards**  
NF P98-332

**Assembled with**  
Connection coupler with hooks  
End cap with hooks

**Patents protected**  
1009810, 1008090, EP2698792,  
1009158, 1010513

**Red** color coding protection of cables in **electrical installations**

**Green** color coding protection of cables in **communication systems**

In 50m coil packaging and internal safety strap is placed on the 25th meter to keep the initial shape of the coil unchanged when its external straps are snipped off. GEOSUB conduits come with a cable guide and two protective caps at each conduit's end.



## Buried underground Plastic conduit systems (N450)

### GEOSUB® ISR Pliable corrugated conduit / in coils

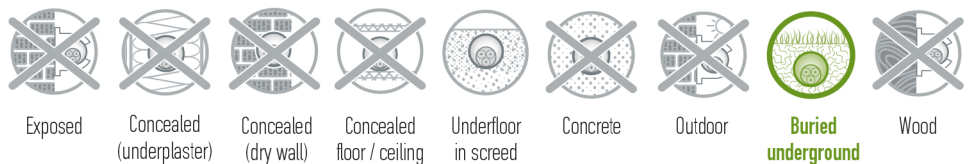
#### Properties

Resistance to compression	450Nt (type 450)
Resistance to impact	Normal
Lower temperature range	-5°C
Upper temperature range	+90°C
Resistance to bending	Pliable
Electrical characteristics	With electrical insulated characteristics
IP ingress protection	IP40 (coupler connected) IP 68 (coupler bonded with KOUVIDIS sealant)
Resistance to flame propagating	Flame propagating

#### Additional properties

Raw material	Halogen free, heavy metals free (RoHS) and specially stabilized thermoplastic HDPE
Ageing resistance	UV stabilized
Internal guide	Cable guide with minimum tensile strength 650Nt
Color marking	Longitudinal stripes of <b>LOW</b> thickness and indelible color indicate the power of the protected cables
Antistatic Technology	Protection against static electricity
Antiscratch Technology	Protection against scratching from cable routing
Marking	Marked using embossed printing

#### Application fields



Type	Part number	D out	min din			m
Ø32	2047032	32	24.8	50	4,20	40000
Ø40	2047040	40	31.4	50	5,86	31500
Ø50	2047050	50	40.5	50	6,99	21000
Ø63	2047063	63	50.5	50	10,59	14000
Ø75	2047075	75	61.5	50	14,21	10000
Ø90	2047090	90	76.0	50	20,05	7000
Ø110	2047110	110	92.7	50	26,09	4500
Ø125	2047125	125	106.1	50	30,57	3500
Ø160	2047160	160	138.4	25	25,19	1900
Ø200	2047200	200	171.1	25	32,43	1225