











## LOADING GUIDELINES

### Means of loading

At the below table you can find the maximum loading conditions regarding the pallets and the means of transportation that KOUVIDIS uses for deliveries abroad:

|   | (m)   |                |                | (m)   |                |                | (m)   |                |                | (pcs)  |                |                | (pcs)   |                |                |
|---|---|----------------|----------------|---|----------------|----------------|---|----------------|----------------|--|----------------|----------------|---|----------------|----------------|
|   |  | left space     |                |  | left space     |                |  | left space     |                |  | left space     |                |  | left space     |                |
|   | 3,0 x 1,15 x 0,65m  | m <sup>2</sup> | m <sup>3</sup> | 1,15 x 1,15 x 2,20m   | m <sup>2</sup> | m <sup>3</sup> | 1,15 x 1,15 x 2,60m   | m <sup>2</sup> | m <sup>3</sup> | 1,20 x 0,80 x 2,20   | m <sup>2</sup> | m <sup>3</sup> | 1,20 x 0,80 x 2,60  | m <sup>2</sup> | m <sup>3</sup> |
|  20HC  | 6   | 6,68           | 18,51          | 10  | -              | -              | -   | -              | -              | 11   | 2,79           | 6,56           | -   | -              | -              |
|  40HC  | 24  | 7,00           | 18,52          | -   | -              | -              | 20  | 1,16           | 3,08           | -  | -              | -              | 25  | 3,96           | 10,49          |
|  13,6m | 32  | 3,87           | 10,06          | -   | -              | -              | 22  | 2,30           | 5,97           | -  | -              | -              | 32  | 6,03           | 15,68          |

### Loading 3m conduits

In regards to the loading of conduit pallets the following information should be considered in order to secure the safety of the people and the products. There are two ways to lift and store/load the conduits pallets:

1. You can lift the pallet from the one side by placing the forks along the middle wooden frame. Ensure that the forks are fully under the pallet before lifting.



2. You can lift the pallet from its edge by placing the forks in the pallet's openings. In this case you will need larger pallet forks with minimum length 1,70m. Ensure that the forks are fully under the pallet laying under the first two wooden frames before lifting.

